

## **broadleaf™ Specialty Shutter Key Chart:**

1) **Item#:** Start with Window #1 and continue.

2) **Room:** Window location.

**Window Type:** Single/ Side by side / Bay window/  
Corner window

**Match with Line No.:** Fill in the Item # if applicable.

3) **Color:**

Pure White = 001  
Silk White = 003  
Pearl = 006  
Steamed Milk = 009

4) **Hinge Finish:**

White Off White  
Antique Brass Bright Brass  
Stainless Oil Rubbed

5) **Louver Size:**

Elliptical: 2 1/2", 3 1/2", 4 1/2".

6) **Frame Type:**

Deco Frame:

2" Deco Frame

L Frame:

1" Standard L Frame

French Door L Frame

Z Frame:

1.7" Bullnose Z Frame

2.5" Deluxe Z Frame

3" Elegant Z Frame

Hang Strip:

1 1/16" Hang Strip

Light blocks (top and bottom) will be provided

Buildout:

Standard Extension: 1/2", 1", or 1 1/2"

Custom Extension: Up to 2"

7) **Mount Type:** Inside Mount = IM Outside Mount = OM

8) **Frame Extension\*:**

Deco Frame:

Standard Extension: 1/2", 1", or 1 1/2"

Custom extension: up to 2"

L Frame:

Standard Extension: 1/2", 1", or 1 1/2"

Custom extension: up to 2"

Hang Strip (OM):

Standard Extension: 1/2", 1", or 1 1/2"

Custom extension: up to 2"

Z frame:

Standard Extension: 1/2", 1", or 1 1/2"

Custom extension: up to 2"

9) **No. of sides:** Number of frame sides.



2 Sided = 2



3 Sided = 3



3 Sided Inverted = 3



2 Sided + SP



3 Sided + SP



All sides = 4

10) **Sill Option:**

Sill plate (SP)  
Sill Cap (SC)

11) **Sill Plate/Cap Location:** Top / Bottom / Left / Right

12) **Shutter:**

Max Frame to Frame Size = MFF Window Size = WS

**Width / Height:** Indicate shutter width and height

13) **Panel Configuration:** Indicate configuration from left to right.

Left = L

Right = R

T = T post



14) **Stile:** Butt / Rabbet / Astragal

Default: 2" Butt - Single Panel

2" Astragal - Multiple Panel

15) **T Post**

**Quantity:** Specify quantity

**Location:**

Center

**Width:**

1" or 2" (face width)

**Extension:**

Standard Extension: 1/2", 1", or 1 1/2"

Custom extension: up to 2"

16) **Tilt Rod:**

Hidden Tilt\* will be spliced if the tilt bar exceeds 52". Default location is on the hinged side.

**Split Tilt Rod:**

Split equally = C

Other = Specify location

17) **Divider Rail Location:**

Required for all panels over 74" in height.

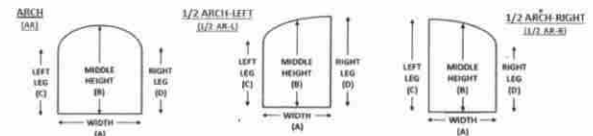
Divide in the center = Check "Center"

Other = Specify Center of Rail Location

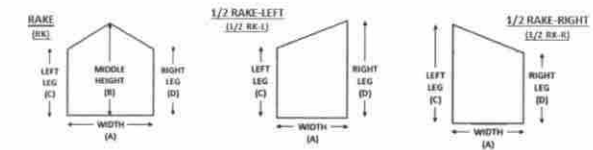
Please refer to program manual for details on deviation.

18) **Height Details**

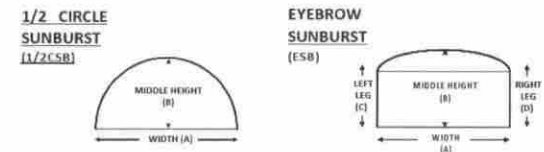
Contoured / Arch Top



Rake / Angel Top



Circle & Eyebrow



19) **Specialty Shape\*:**

**Type:** Indicate specialty shape

**Template:**

Will send template: Yes

No template: No

20) **Qty:** Numbers of windows of the same specification.

\* Surcharge applies. Please refer to Options and Surcharges page.



elegant shutters

broadleaf™ Specialty Shutter Order Form

<b>CUSTOMER INFORMATION</b>				<b>SHIP TO</b>				<b>Shipping Methods</b>			
Company:				Company:				<input type="radio"/> Residential <input type="radio"/> Commercial			
Account ID:				Address Line 1							
Contact				Address Line 2							
P.O. Number:		Order Date		City / State		Zip:					
Sidemark:				Telephone:		Fax:					

1 Line #	2 Room	3		4 Hinge Color	5 Louver Size	6 Frame Type	7 Mount		8 Frame Extension	9 No. of Sides	10 Sill Option	11 Sill Location	12 Shutter				13 Panel Configuration
		Match with Line#	Color Code/ Name				IM	OM					MFF	WS	Width	Overall Height	
1																	
2																	
3																	
4																	
5																	

1 Line #	14 Stile		15 T Post		16 Width Extension		17 Tilt Rod		18 Split		19 Divider Rail Location			20 Specialty Shapes			Qty	Surcharge	Subtotal	Total
	Type	Default	Qty	Location	Standard or 2"	Standard/ Custom	Standard/ Hidden Tilt/ Offset	Equally / Specify	Center	Other (specify)	(C) Left Side Leg	(B) Middle Leg	(D) Right Leg	Type	Template					
1																				
2																				
3																				
4																				
5																				

Special Instructions:

---



---



---



---

Subtotal

Grand Total