

broadleaf™ Standard Shutter Key Chart:

1) Item#: Start with Window #1 and continue.

2) Room: Window location.

Window Type: Single/ Side by side / Bay window/
Corner window

Match with Line No.: Fill in the Item # if applicable.

3) Color:

Pure White = 001
Silk White = 003
Pearl = 006
Steamed Milk = 009

4) Hinge Finish:

White Off White
Antique Brass Bright Brass
Stainless Oil Rubbed

5) Louver Size:

Elliptical: 2 ½", 3 ½", 4 ½".

6) Frame Type:

Deco Frame:
2" Deco Frame
L Frame:
1" Standard L Frame
French Door L Frame
Z Frame:
1.7" Bullnose Z Frame
2.5" Deluxe Z Frame
3" Elegant Z Frame

Hang Strip:

1 1/16" Hang Strip
Light blocks (top and bottom) will be provided

Buildout:

Standard Extension: ½", 1", or 1 ½"
Custom Extension : Up to 2"

7) Mount Type: Inside Mount = IM Outside Mount = OM

8) Frame Extension*:

Deco Frame:
Standard Extension: ½", 1", or 1 ½"
Custom extension: up to 2"

L Frame:

Standard Extension: ½", 1", or 1 ½"
Custom extension: up to 2"

Hang Strip (OM):

Standard Extension: ½", 1", or 1 ½"
Custom extension: up to 2"

Z frame:

Standard Extension: ½", 1", or 1 ½"
Custom extension: up to 2"

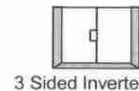
9) No. of sides: Number of frame sides.



2 Sided = 2



3 Sided = 3



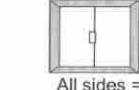
3 Sided Inverted = 3I



2 Sided + SP



3 Sided + SP



All sides = 4

10) Sill Option:

Sill plate (SP)
Sill Cap (SC)

11) Sill Location: Top / Bottom/ Left / Right

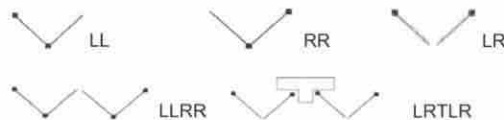
12) Shutter:

Max Frame to Frame Size= MFF Window Size= WS

Width / Height: Indicate shutter width and height

13) Panel Configuration: Indicate configuration from left to right.

Left = L
Right = R
T = T post



14) Stile: Butt / Rabbet / Astragal

Default: 2" Butt – Single Panel
2" Astragal – Multiple Panel

15) T Post

Quantity: Specify quantity

Location:

Center

Width:

1" or 2" (face width)

Extension:

Standard Extension: ½", 1", or 1 ½"
Custom extension: up to 2"

16) Tilt Rod:

Hidden Tilt* will be spliced if the tilt bar exceeds 52". Default location is on the hinged side.

Center = C
Hidden Tilt* = H
Offset* = O

Split Tilt Rod:

Split equally = C
Other= Specify location

17) Divider Rail Location:

Required for all panels over 74" in height.
Divide in the center = Check "Center"
Other = Specify Center of Rail Location

Please refer to program binder for details on deviation.

18) Double Hung*

With 1" or 2" Horizontal T Post* : Y
Without 1" or 2" Horizontal T Post* :N

Location:

Center = C
Other = Specify location.

Total Panels:

Include panels in both top and bottom rows

19) Café Shutter:

Indicate Frame and Panel height.
Surcharge applies should Frame height exceeds Panel height by 5" or more.

20) Track System*:

Bifold Track= BF

Bypass:

Close Bypass Track = BPC
Close Bypass 3 Track=3BPC
Open Bypass Track = BPO

Boxout:

Plain box out / Deco box out.

21) Qty: Numbers of windows of the same specification.

* Surcharge applies. Please refer to Options and Surcharges page.



elegant shutters

broadleaf™ Standard Shutter Order Form

CUSTOMER INFORMATION			SHIP TO			Shipping Methods		
Company:			Company:			<input type="radio"/> Residential <input type="radio"/> Commercial		
Account ID:			Address Line 1					
Contact			Address Line 2					
P.O. Number:		Order Date	City / State		Zip:			
Sidemark:			Telephone:		Fax:			

1 Line #	2 Room	2 Window Type	3 Match with Line #	3 Color Code/ Name	4 Hinge Color	5 Louver Size	6 Frame Type	7 Mount		8 Frame Extension	9 No. of Sides	10 Sill Option	11 Sill Location	12 Shutter				13 Panel Configuration
								IM	OM					MFF	WS	Width	Height	
1																		
2																		
3																		
4																		
5																		

1 Line #	14 Stile		15 T Post		15 Width Standard or 2"	15 Extension Standard/ Custom	16 Tilt Rod Standard/ Hidden Tilt/ Offset	16 Split Equally / Specify	17 Divider Rail Location		18 Double Hung			19 Café Shutter		20 Track System		21 Qty	Surcharge	Subtotal	Total	
	Type	Default	Qty	Location					Center	Other (specify)	2" H. T Post	Location	Total Panels	Frame Height	Panel Height	Bypass/ BiFold	Boxout					
1																						
2																						
3																						
4																						
5																						

Special Instructions:

Subtotal

Sales Tax (CA Merchant)

Grand Total