

## churchill™ Specialty Shutter Key Chart:

1) **Item#:** Start with Window #1 and continue.

2) **Room:** Window location.

**Window Type:** Single/ Side by side / Bay window/  
Corner window

**Match with Line No.:** Fill in the Item # if applicable.

3) **Color:**

Please refer to color chart

4) **Hinge Finish:**

White	Off White
Antique Brass	Bright Brass
Stainless	Oil Rubbed

5) **Louver Size:**

Elliptical: 2 ½", 3 ½", 4 ½".

6) **Frame Type:**

Deco Frame:

2" Deco Frame  
3" Deco Frame

L Frame:

Beaded L Frame  
Bullnose L Frame  
Colonial L Frame

Z Frame:

Beaded Z Frame  
Bullnose Z Frame  
1 ¾" Deco Z Frame  
2" Crown Z Frame.  
3" Crown Z Frame

Hang Strip:

1 1/16" Hang Strip  
Light blocks (top and bottom) will be provided

Buildout:

Standard Extension: ½", 1", or 1 ½"  
Custom Extension: Up to 2"

7) **Mount Type:** Inside Mount = IM Outside Mount = OM

8) **Frame Extension\*:**

Deco Frame:

Standard Extension: ½", 1", or 1 ½"  
Custom extension: up to 2"

L Frame:

Standard Extension: ½", 1", or 1 ½"  
Custom extension: up to 2"

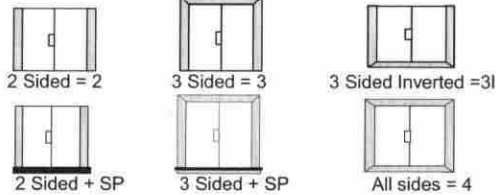
Hang Strip (OM):

Standard Extension: ½", 1", or 1 ½"  
Custom extension: up to 2"

Z frame:

Standard Extension: ½", 1", or 1 ½"  
Custom extension: up to 2"

9) **No. of sides:** Number of frame sides.



10) **Sill Option:**

Sill plate (SP)  
Sill Cap (SC)

11) **Sill Plate/Cap Location:** Top / Bottom/ Left / Right

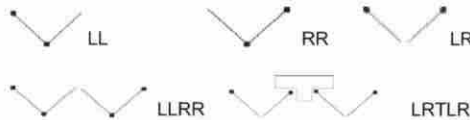
12) **Shutter:**

Max Frame to Frame Size= MFF Window Size= WS

**Width / Height:** Indicate shutter width and height

13) **Panel Configuration:** Indicate configuration from left to right.

Left = L  
Right = R  
T = T post



14) **Stile:** Butt / Rabbet / Astragal

Default: 2" Butt – Single Panel  
2" Astragal – Multiple Panel

15) **T Post**

**Quantity:** Specify quantity

**Location:**

Center

**Width:**

1.25" or 3.5" (face width)

**Extension:**

Standard Extension: ½", 1", or 1 ½"  
Custom extension: up to 2"

16) **Tilt Rod:**

Hidden Tilt\* will be spliced  
if the tilt bar exceeds 39". Default location is on the  
hinged side.

**Split Tilt Rod:**

Split equally = C  
Other= Specify location

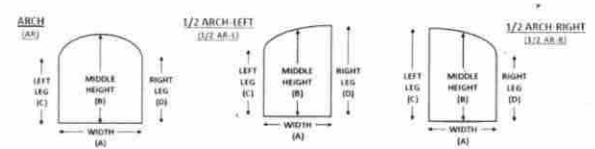
17) **Divider Rail Location:**

Required for all panels over 74" in height.  
Divide in the center = Check "Center"  
Other = Specify Center of Rail Location

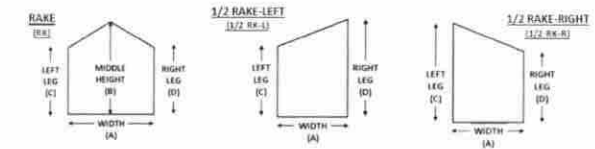
Please refer to program manual for details on deviation.

18) **Height Details**

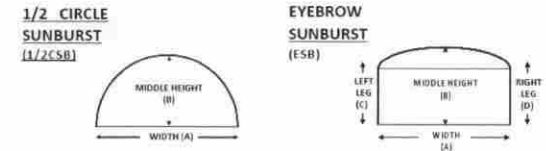
Contoured / Arch Top



Rake / Angel Top



Circle & Eyebrow



19) **Specialty Shape\*:**

**Type:** Indicate specialty shape

**Template:**

Will send template: Yes  
No template: No

20) **Finish:** Standard / Glazed / Knotty / Distressed

21) **Qty:** Numbers of windows of the same specification.



## churchill™ Specialty Shutter Order Form

<b>CUSTOMER INFORMATION</b>			<b>SHIP TO</b>			<b>Shipping Methods</b>		
Company:			Company:			<input type="radio"/> Residential <input type="radio"/> Commercial		
Account ID:			Address Line 1					
Contact			Address Line 2					
P.O. Number:		Order Date		City / State		Zip:		
Sidemark:			Telephone:			Fax:		

1 Line #	2 Room		3 Window		4 Match with Line #	5 Color Code/ Name	6 Hinge Color	7 Louver Size	8 Frame Type	9 Mount		10 Frame Extension	11 No. of Sides	12 Sill Option	13 Sill Location	14 Shutter				15 Panel Configuration
	IM	OM	MFF	WS						Width	Overall Height									
1																				
2																				
3																				
4																				
5																				

1 Line #	14 Stile		15 T Post		16 Width		17 Extension		18 Tilt Rod		19 Split		20 Divider Rail Location		21 (C) Left Side Leg	22 (B) Middle Leg	23 (D) Right Leg	24 Specialty Shapes		25 Finish	26 Qty	27 Surcharge	28 Subtotal	29 Total
	Type	Default	Qty	Location	Standard or 3.5"	Standard/ Custom	Standard/ Hidden Tilt/ Offset	Equally / Specify	Center	Other (specify)	Type	Template												
	1																							
2																								
3																								
4																								
5																								

Special Instructions:

---



---



---



---

Subtotal

Grand Total