

churchill™ Standard Shutter Key Chart:

1) **Item#:** Start with Window #1 and continue.

2) **Room:** Window location.

Window Type: Single/ Side by side / Bay window/
Corner window

Match with Line No.: Fill in the Item # if applicable.

3) **Color:**

Please refer to color chart

4) **Hinge Finish:**

White	Off White
Antique Brass	Bright Brass
Stainless	Oil Rubbed

5) **Louver Size:**

Elliptical: 2 1/2", 3 1/2", 4 1/2".

6) **Frame Type:**

Deco Frame:

2" Deco Frame
3" Deco Frame

L Frame:

Beaded L Frame
Bullnose L Frame
Colonial L Frame

Z Frame:

Beaded Z Frame
Bullnose Z Frame
1 3/4" Deco Z Frame
2" Crown Z Frame.
3" Crown Z Frame

Hang Strip:

1 1/16" Hang Strip

Light blocks (top and bottom) will be provided

Buildout:

Standard Extension: 1/2", 1", or 1 1/2"
Custom Extension : Up to 2"

7) **Mount Type:** Inside Mount = IM Outside Mount = OM

8) **Frame Extension*:**

Deco Frame:

Standard Extension: 1/2", 1", or 1 1/2"
Custom extension: up to 2"

L Frame:

Standard Extension: 1/2", 1", or 1 1/2"
Custom extension: up to 2"

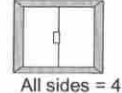
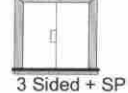
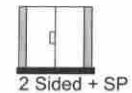
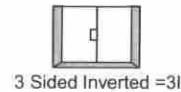
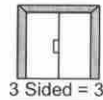
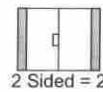
Hang Strip (OM):

Standard Extension: 1/2", 1", or 1 1/2"
Custom extension: up to 2"

Z frame:

Standard Extension: 1/2", 1", or 1 1/2"
Custom extension: up to 2"

9) **No. of sides:** Number of frame sides.



10) **Sill Option:**

Sill plate (SP)
Sill Cap (SC)

11) **Sill Location:** Top / Bottom / Left / Right

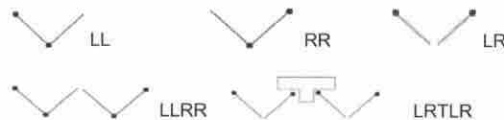
12) **Shutter:**

Max Frame to Frame Size = MFF Window Size = WS

Width / Height: Indicate shutter width and height

13) **Panel Configuration:** Indicate configuration from left to right.

Left = L
Right = R
T = T post



14) **Stile:** Butt / Rabbet / Astragal

Default: 2" Butt – Single Panel
2" Astragal – Multiple Panel

15) **T Post**

Quantity: Specify quantity

Location:

Center

Width:

1.25" or 3.5" (face width)

Extension:

Standard Extension: 1/2", 1", or 1 1/2"
Custom extension: up to 2"

16) **Tilt Rod:**

Hidden Tilt* will be spliced if the tilt bar exceeds 39". Default location is on the hinged side.

Center = C

Hidden Tilt* = H

Offset* = O

Split Tilt Rod:

Split equally = C

Other = Specify location

17) **Divider Rail Location:**

Required for all panels over 74" in height.

Divide in the center = Check "Center"

Other = Specify Center of Rail Location

Please refer to program binder for details on deviation.

18) **Double Hung***

With 1.25" or 3.5" Horizontal T Post*: Y

Without 1.25" or 3.5" Horizontal T Post*: N

Location:

Center = C

Other = Specify location.

Total Panels:

Include panels in both top and bottom rows

19) **Café Shutter:**

Indicate Frame and Panel height.

Surcharge applies should Frame height exceeds Panel height by 5" or more.

20) **Track System*:**

Bifold Track = BF

Bypass:

Close Bypass Track = BPC

Close Bypass 3 Track = 3BPC

Open Bypass Track = BPO


Boxout:

Plain box out / Deco box out.

21) **Finish:** Standard / Glazed / Knotty / Distressed

22) **Qty:** Numbers of windows of the same specification.

* Surcharge applies. Please refer to Options and Surcharges page.



elegant shutters

churchill™ Standard Shutter Order Form

CUSTOMER INFORMATION				SHIP TO				Shipping Methods			
Company:				Company:				<input type="radio"/> Residential <input type="radio"/> Commercial			
Account ID:				Address Line 1							
Contact				Address Line 2							
P.O. Number:		Order Date		City / State		Zip:					
Sidemark:				Telephone:				Fax:			

1 Line #	2 Room	2 Window		3 Color Code/ Name	4 Hinge Color	5 Louver Size	6 Frame Type	7 Mount		8 Frame Extension	9 No. of Sides	10 Sill Option	11 Sill Location	12 Shutter				13 Panel Configuration
		Type	Match with Line #					IM	OM					MFF	WS	Width	Height	
1																		
2																		
3																		
4																		
5																		

1 Line #	14 Stile		15 T Post		16 Tilt Rod		17 Split Divider Rail Location		18 Double Hung		19 Café Shutter		20 Track System		21 Finish	22 Qty	Surcharge	Subtotal	Total
	Type	Default	Qty	Location	Standard or 3.5"	Standard/ Custom	Standard/ Hidden Tilt/ Offset	Equally / Specify	Center	Other (specify)	2" H. T Post	Location	Total Panels	Frame Height					
1																			
2																			
3																			
4																			
5																			

Special Instructions:

Subtotal

Grand Total