



**CACO, INC.**  
WINDOW FASHIONS

**Retail Price Guide 2021**  
**Sheerview Horizontal Shades**

<u>Customer Service Policies</u>	1-2
<u>Sheerview Horizontal Shade Collection</u>	
Features, Benefits Fabric Reference & Measuring Instructions	3
Design and Operation	4
Fabric Selection	5
Price Charts	6-8
Operating Systems, Options & Motorization Surcharges	9
Child Safety, Care & Warranty	10



## Customer Service Policies

---

### How to place an order

For your convenience, CACO provides you with the option of placing orders by either telephone, email or fax (if placed by fax, CACO will provide order forms at no additional cost; customers must request forms). Orders placed after 3:00 pm EST will be forwarded to the next business day.

### Telephone orders

CACO Customer Service Representatives are available between the hours of 8:30 am and 5:00 pm Eastern Standard time at 1-800-552-5278. Any order placed by phone requires a signed order confirmation returned to customer service by fax or email before proceeding with order. Keep in mind, when phoning in your order, it is important to have the following information available:

- Account number (if known)
- Individuals name that is calling
- P.O. number and/or side mark
- Color or colors
- Type of product ordered
- Measurements (width-first, length-second)
- Inside or outside mount (i.m./i.b or o.m./o.b)
- Control instructions
- Ship to address if different than sold-to
- Special instructions for shipping
- Valance instructions
- Any other special instructions
- Quote number, if order is placed from a previous quote

### Fax and Email Orders

Fax orders can be placed any time of day or night including holidays at 1-866-926-5836 or email to customerservice@cacoinc.com. To ensure order accuracy for faxed orders, it is advisable to use the order forms CACO supplies or a comparable form. It is important to note the number of pages of your order, including the cover sheet to ensure that no pages will be missing. For fax or email orders please include all of the same information required for telephone orders. Any omission of pertinent information will only delay your orders manufacturing time.

### How to expedite an order

We can often provide a faster ship date for emergency situations, only if this is noted at the time the order is placed. Requested next day and second day shipping will move freight prepaid and will be added to your account at the time of invoicing.

### Expedite cost

48-hour rush: \$7.50 per blind 72-hour rush: \$5.00 per blind

NOTE: Rush only applies to discounted orders, not on contract quotes and may not be available during high volume periods. The clock starts running after your order clears credit and enters production.

### How to add on or make changes to an order

In the event that you wish to add to your original order, it is possible, as long as the order is still in production. You will be required to submit changes in writing and must be signed by a person of authority indicating the items you wish to add or change. No verbal requests can be made. You will need to refer to the original P.O. number and indicate clearly the additions or changes you're requesting. Note: because add-ons may affect production time, check with customer service for any possible delays.

### How to cancel an order

Cancellations or changes require an immediate response and can only take place up until the start of fabrication. You must first identify your P.O. number or side mark and then state the cancellation or change. Cancellations must be faxed or emailed in writing only, phone calls are not permitted. If an order has already been cut, a minimum charge of 50% will apply.

### Should you order for the same room at different times?

This is a frequently asked question and should be addressed and explained at the point of sale. Under normal circumstances blinds, shades and verticals should be ordered for the same room at one time to prevent color deviations, as a result of dye and paint color variations from original lot to the other. If additional blinds, shades or verticals are ordered at a later time for the same room there can be a distinct color difference from the existing product to the new product. Also, window coverings that have been previously installed can have shade differentiations from newer products due to the progress of aging.

### Questions concerning an order

Once you contact customer service you must have your P.O. number and/or side mark available.

### Shipping and Handling Charges

- A \$15 minimum order charge will be added to any order with only one item.
- A \$6 per blind handling fee (except verticals) will be added for all delivery orders up to \$125
- A \$8 per blind handling fee (except verticals) will be added to drop ship orders in lieu of the \$6 per blind fee up to \$165.
- For Vertical Blinds, a \$12 per blind handling fee will be added for all delivery orders up to \$125
- For Vertical Blinds, a \$14 per blind handling fee will be added to drop ship orders in lieu of the \$12 per blind fee up to \$165.
- Any orders with blind over 90" width (including common valances and width or length for verticals) will have an oversized fee of \$85 per blind up to \$170 added to the per blind fee.
- Any orders with a product over 104" (including common valances and width or length for verticals) will ship by LTL carrier F.O.B Johnson City, TN.
- Any order to be delivered by LTL truck to an area considered residential or restricted delivery areas by freight carriers will have an additional fee of \$125. The residential fee can be avoided if you opt to pick up shipment at the freight terminal in lieu of delivery. If you opt for terminal pick up, customer service will need to be informed at the time your order is placed.
- Accessorial LTL Truck delivery charges such as liftgate, inside delivery, re-consignment, re-delivery, etc. will be the responsibility of the receiving party.
- Please note upper limits do not apply to commercial quotes. Due to price breaks given during the commercial quote process, any freight amount listed on quotes are calculated based on actual freight costs.

### COD Fees

All COD Fees will be in addition to any per blind handling fees.

- Orders under 90" delivered with UPS Ground standard delivery will incur an additional 3%, plus a \$11.00 charge on all C.O.D. orders.
- Orders over 90" and requiring LTL Truck Deliver will incur an additional \$85 COD fee.

Credit and additional charges

Open accounts are established by submitting a CACO credit application. You will be required to list trade and bank references as well as a current sales tax id number. C.O.D. accounts are also obligated to submit a credit application. Invoices are due within 30 days of the date posted. After 30 days accounts will be charged 1.5% interest per month. CACO reserves the right not to ship to accounts with past due balances.

Payment Policy

Current payment methods accepted are check, emailed or faxed checks for ACH processing, and credit cards (Mastercard, Visa, Discover and American Express. Due to additional credit card fees, effective March 8<sup>th</sup>, a 2% processing fee will be added to all credit card payments. This fee can be avoided by either mailing checks to our PO Box or to expedite payments send a copy of your check along with our Check by Fax form by email to customerservice@cacoinc.com or fax to (866) 552-5278. Please note CACO will not automatically charge any credit card or process ACH transaction without approval at the time of each transaction.

If you receive product that has been visibly damaged while in transit

Before accepting any shipments, please examine each carton carefully. If shipment shows any signs of mistreatment or damage, i.e., wheel marks, crushed or bent cartons note this on the bill of lading and have the driver sign it and note damage. Should a replacement be necessary, CACO will bill you. Your replacement invoice will enable you to file a claim with the responsible carrier. It is imperative that you count all cartons prior to signing the bill of lading; any shortages must be noted on the bill of lading with the driver's signature.

Shipping discrepancies

If the product received does not agree with your packing slip, contact a CACO customer service representative within 24 hours. Your representative will verify any action needed for a resolution and expedite any necessary replacements.

If you should receive a defective product

Your warranty protects you against defective products (please read your warranty for all information, disclaimers and liabilities). Should you receive a defective product, contact CACO customer service and provide detailed information including your P.O. number. If the product is not sent back for repair, you will be invoiced for a replacement and required to return back the original product to CACO for inspection. Any issue arising past 30 days from receipt of original order will be required to return product for repair.

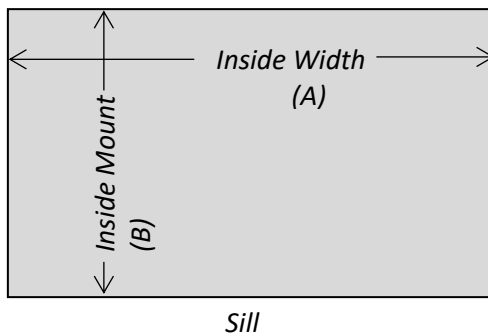
## How to Measure

Inside mount

A. Measure the window opening at three different places and use the narrowest dimension when ordering. Be exact! The factory will make the blind slightly narrower, so it won't rub against the window casing. (See A inside mount).

B. Measure the height of the window from the top (soffit) down to the sill. NOTE: The finished blind length may have a tolerance of +1/2" or -1/4". (See B inside mount).

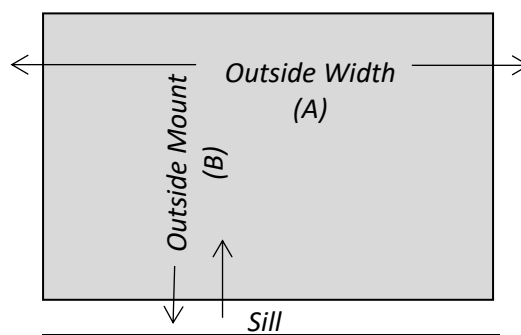
CACO will automatically make a 1/2" deduction in width for measurements submitted as inside mount.



Outside mount

Measure exact width and height of the area to be covered. It is recommended that blinds overlap the window opening by at least 1 1/2" on each side to insure privacy and control sunlight. (See A outside mount). When installation is designed for "no sill," allow the blind to overlap the bottom of the window casing by at least 1 1/2". Blinds will be made to exact measurements given. NOTE: The finished blind length may have a tolerance of +1/2" or -1/4". (See B outside mount).

CACO will not make any deductions for measurements submitted as outside mount.



# Sheerview Horizontal Shade Collection

## Features, Benefits & Measuring Instructions

### SHEER SHADE FEATURES & BENEFITS

- Horizontal fabric vanes float between two layers of soft, knitted fabric sheers, to soften your view outside fabrics.
- All Sheer fabric vane colors are featured between two layers of sheer fabric.
- Available to widths of 116" and drops to 144" to provide visual elegance to the widest of windows.
- Vanes glide from open to closed to "out of sight" with elegant hardware.
- Four distinctly different variations of vane positions are available for numerous combinations of privacy, view and light control.
- An adjustable weight system in the bottom rail for on-the-spot skew adjustment for a balance appearance in the window.
- One headrail style to maintain your sophisticated look.
- Low side light gap provides minimal light leakage on shading sides and above the headrail for increased privacy.
- Easy to install hardware and brackets allows for effortless installations and easy removal for cleaning.
- May be ultrasonically or traditionally cleaned to stay bright and beautiful.
- Lifetime Limited Warranty as a commitment to your satisfaction.
- Sheer fabrics may be processed with a topical treatment to resist flames and to adhere to strict flammability codes. For more information, contact CACO, Inc.
- Available with multiple operating systems including standard loop control, cordless and several motorization options.

### Fabric Collections:

Sheer Shades are available with three different fabric vane sizes, 2", 2 ½" and 3". Light filtering fabric gently filters light while room darkening casts deep room darkening shadows. Please note that room darkening is not a blackout fabric.

### Viewing Options

Sheerview Horizontal shades provide a number of varied views to the outside for controlling light and privacy. Consequently, there are variations in visibility through the shades when the vanes are tilted to their maximum open positions. The following four modes can be obtained with standard shading operation when viewing the shading at eye level.

- **Closed top, open bottom** - By partially lowering the shade from the fully raised position, the upper portion of your window will become semi-opaque while allowing a clear view below.
- **Fully private** - When lowered completely, the shade provides complete privacy and softly diffuses light.
- **Partially open** - Opening the shade slightly will gradually increase the level of light and allow varying levels of "view-through."
- **View-through when lowered** - By completely opening the vanes, the shade provides a softened, veiled view to the outside.

### Measuring

#### Inside Mount

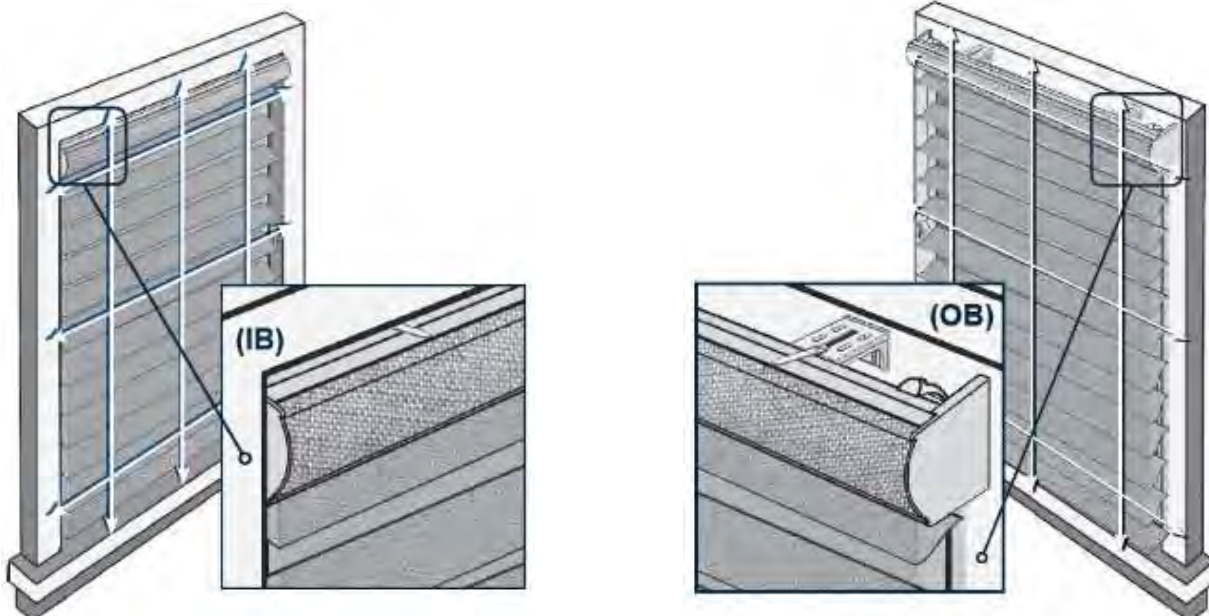
Measure across the width of your window opening in three different places - top, middle and bottom. Measurements should be taken within the window jamb. Provide the smallest of the three measurements to your fabricator. Be exact. Your fabricator will make the necessary deductions to fit the window opening.

Measure the height of the window opening from the underside of the soffit to the surface of the windowsill in two places - use the smallest of these two measurements.

#### Outside Mount

Measure the exact width and height of the area to be covered. On the width, allow at least 1 ½" of an overlap on each side. An overlap of 3" on each side is recommended.

Be sure to take into consideration any obstructions such as window trim, molding, locks and window cranks. such as window trim, molding, locks and window cranks.



## Sheerview Horizontal Shade Collection

### Design & Operation

#### Shade Operation

Sheer shades feature the Continuous Cord System or the Motorized System. Both Systems provide the ability to manipulate the shade into various viewing positions. From the closed and retracted position (fabric inside the headrail), lower the fabric by pulling down on the rear of the loop cord until you reach the desired shading position or press the down arrow of the remote control. Once lowered completely to the windowsill, continuing to pull the cord in the same direction, or pressing the down arrow on the remote control, will open the horizontal fabric vanes, offering varied views to the outside. To retract the shading, simply pull down on the front of the cord, or press the up arrow of the remote control, until the shade reaches the desired viewing mode or fabric position.



#### Headrail Information:

The Sheerview comes with a standard headrail wrapped in a color coordinated fabric with an option of color coordinated aluminum, unless otherwise specified. Headrail measurements include end caps and will measure ordered width minus: 1/8"

#### Side-by-Side Alignment:

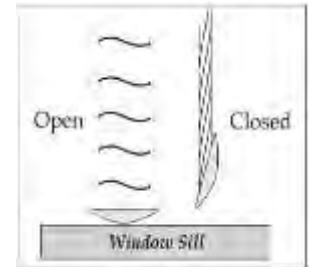
When sheer shades are installed side-by-side, vane alignment can be guaranteed within 1/4" only if:

- The shades are the same color and ordered at the same time.
- The sum total of the widths of all shades needing alignment is less than 102".
- Side-by-side lineup must be specified when the order is placed.

#### Vane Closure

Sheer shade fabric vanes overlap and provide privacy when closed. However, the inherent nature of the fabric will cause a slight increase in the distance from the front sheer to back sheer as you move further down the shade. These vanes do not form a perfect seal against light leakage which is most visible toward the bottom of the shade.

Vane closure is measured as the distance between the front and rear fabric sheers 6" up from the lowest point of the bottom rail, with the shade fully lowered and the vanes closed. For sheer shades, the maximum distance from the front sheer to the back sheer when closed is 7/8". On room darkening fabrics, the distance is 5/8". Vane closure on all 3" fabrics will have a distance of 1"



#### Finished Dimensions:

Once ordered and manufactured, the width of the fabric cannot be altered. The Manufacturer makes deductions to the width of window shadings depending on the type of mounting indicated. For all mounting types, the fabric will measure exactly the length ordered when the vanes are in the open or "view-through" position. When the vanes are rotated to the closed position, the shading will become 3/8" longer.

#### Height Considerations:

Your will be fabricated to the exact height ordered, when the vanes are in the closed position. When the vanes are rotated to the open position, the shade will become slightly longer.

When opened on an inside mount, the shading will be slightly longer than the ordered length. A slight puckering may occur when the vanes are in the open position. Rotating the vanes closed will cause the bottom rail to touch the windowsill before it begins to raise.

#### Length Considerations:

When closed on an inside mount, a slight furrow may occur on the lowermost sheer section because of contact with the sill. To compensate, slightly raise the shading until the rail begins to lift off the window sill. If preferred, the shading can be ordered 3/8" less than the measured height of the window opening. In this case, the bottom rail will be positioned 3/8" above the sill when the vanes are in the open position. Rotating the vanes closed will cause the bottom rail to touch the window sill and thus closing any unwanted space.

#### Fabric Considerations:

Due to variations in fabric weave and environmental conditions, the finished dimensions for both width and height may vary, plus or minus 1/8", from your order measurements. (IB) Fabric will measure ordered width minus: 15/16" (OB) Fabric will measure ordered width minus: 13/16"

#### Leveling Sheerview Horizontal Shades:

Sheer shades are leveled and weighted in the factory. When installed level, the fabric will not skew when raised. If the headrail is not installed level, skewing can occur that can damage the edge of the fabric. Be sure to follow the installation instructions carefully to ensure correct and balanced operation.



#### Skew Adjusting Bottom Rail:

After installation, windows that are not square and level may cause the shadings to shift to one side as it rolls up, requiring adjustment of the bottom rail. To adjust the fabric, the weight in the bottom rail can be slid from one end to the other. If the fabric is skewing to the right, loosen the weight with a screwdriver and slide the weight to the right etc.

Fabric Selections

**2" Woven Light Filtering**

S50KN113	Winter White
S50KN125	Linen
S50KN206	Blossom
S50KN322	Beige
S50KN378	Java
S50KN823	Granite

**2" Non-Woven Light Filtering**

S50PN100	Bright White
S50PN112	Alabaster
S50PN113	Winter White
S50PN206	Blossom
S60PN302	Sesame
S50PN322	Beige
S50PN378	Java
S50PN823	Granite

**2" Non-Woven Room Darkening**

S50PN100D	Bright White
S50PN125D	Linen
S50PN145D	Biscuit
S50PN322D	Beige
S50PN378D	Java
S50PN414D	Cornsilk
S50PN823D	Granite

**2.5" Non-Woven Light Filtering**

S65BN206	Blossom
S65BN311	Heather
S65BN312	Blush
S65BN322	Beige
S65BN627	Waterfall
S65BN823	Granite

**3" Woven Light Filtering**

S70KN113	Winter White
S70KN125	Linen
S70KN206	Blossom
S70KN322	Beige
S70KN378	Java
S70KN823	Granite

**3" Non-Woven Light Filtering**

S70PN100	Bright White
S70PN112	Alabaster
S70PN322	Beige
S70PN113	Winter White
S70PN206	Blossom
S70PN302	Sesame
S70PN823	Granite
S70PN378	Java
S70PN126	Luna
S70PN323	Romance
S70PN824	Rhinestone
S70PN821	Dusty Blue
S70PN503	Coastal Plain
S70PN507	Celadon
S70PN317	Plank

**3" Non-Woven Room Darkening**

S70PN016D	Midnight
S70PN029D	Royal Blue
S70PN100D	Bright White
S70PN111D	Eggshell
S70PN114D	Greek Villa
S70PN125D	Linen
S70PN145D	Biscuit
S70PN303D	Khaki
S70PN312D	Barcelona Beige
S70PN321D	Natural Tan
S70PN322D	Beige
S70PN334D	Brick
S70PN378D	Java
S70PN414D	Cornsilk
S70PN823D	Granite
S70PN822D	Lazy Gray

Price Charts Woven - Light Filtering

**Chart 1 2" Woven Light Filtering**

Beige		Blossom		Granite		Java		Linen		Winter White				
Width to:		24"	30"	36"	42"	48"	54"	60"	66"	72"	84"	96"	108"	116"
Length to:	36"	527	588	648	708	769	831	890	954	1104	1231	1354	1489	1713
	42"	552	617	682	752	816	887	954	1020	1173	1309	1445	1589	1827
	48"	584	648	722	792	867	939	1019	1093	1250	1392	1542	1697	1951
	54"	604	681	758	839	920	999	1081	1168	1325	1477	1644	1809	2080
	60"	629	715	798	882	964	1054	1146	1237	1387	1569	1750	1925	2213
	66"	654	746	838	926	1020	1116	1217	1313	1464	1664	1860	2046	2355
	72"	682	779	874	971	1073	1178	1287	1387	1542	1752	1964	2161	2486
	78"	697	803	907	1010	1117	1229	1340	1452	1611	1839	2058	2265	2604
	84"	727	838	940	1059	1174	1291	1417	1529	1695	1937	2170	2385	2743
	90"	756	867	982	1106	1227	1358	1478	1605	1773	2029	2278	2505	2881
	96"	781	905	1024	1151	1287	1417	1549	1676	1855	2122	2383	2622	3015
	102"	887	1020	1156	1299	1433	1560	1735	1905	2033	2303	2565	2822	3245
	108"	932	1070	1212	1365	1501	1638	1822	2000	2134	2420	2699	2968	3414
	114"	987	1134	1283	1445	1599	1742	1933	2122	2265	2565	2862	3148	3620
	120"	1054	1210	1378	1544	1701	1860	2064	2265	2421	2744	3058	3364	3868
132"	1212	1392	1583	1777	1957	2139	2373	2606	2783	3157	3517	3868	4449	
144"	1395	1599	1821	2042	2248	2461	2728	2996	3203	3629	4043	4449	5117	

**Chart 2 3" Woven Light Filtering**

Beige		Blossom		Granite		Java		Linen		Winter White				
Width to:		24"	30"	36"	42"	48"	54"	60"	66"	72"	84"	96"	108"	116"
Length to:	36"	594	659	729	795	866	936	1002	1074	1242	1384	1522	1675	1926
	42"	626	696	767	845	918	998	1074	1149	1321	1474	1625	1789	2056
	48"	658	730	813	891	975	1058	1146	1231	1407	1566	1733	1908	2192
	54"	678	765	852	944	1032	1123	1216	1314	1489	1662	1851	197	2342
	60"	708	806	896	992	1082	1185	1289	1391	1561	1764	1969	2166	2491
	66"	735	839	943	1044	1149	1256	1371	1477	1647	1871	2093	2303	2647
	72"	767	876	982	1091	1209	1327	1446	1561	1733	1973	2210	2431	2796
	78"	782	906	1021	1134	1258	1384	1509	1635	1813	2071	2317	1262	2930
	84"	819	943	1058	1191	1321	1451	1592	1722	1905	2180	2440	2684	3087
	90"	851	975	1104	1244	1382	1528	1664	1806	1996	2284	2562	2818	3240
	96"	879	1018	1152	1296	1446	1593	1744	1887	2087	2388	2682	2951	3393
	102"	998	1150	1300	1462	1613	1755	1952	2142	2286	2591	2885	3174	3650
	108"	1048	1206	1364	1536	1690	1845	2051	2248	2401	2723	3034	3339	3839
	114"	1109	1277	1445	1625	1799	1959	2176	2385	2547	2885	3218	3541	4071
	120"	1187	1359	1547	1739	1913	2093	2322	2547	2723	3087	3440	3784	4352
132"	1364	1564	1779	2000	2202	2407	2671	2930	3131	3551	3956	4351	5004	
144"	1569	1799	2047	2298	2530	2769	3071	3370	3600	4082	4550	5003	5756	

\* Any orders with a product over 90" width will have an additional oversized fee. See full shipping policy for details





Sheerview Horizontal Shade Collection  
 Price Charts Woven – Room Darkening



**Chart 6** 2" Non-Woven Room Darkening

		Beige	Biscuit	Bright White	Cornsilk	Granite	Java	Linen						
Width to:		24"	30"	36"	42"	48"	54"	60"	66"	72"	84"	96"	108"	116"
Length to:	36"	566	615	678	742	804	871	932	999	1156	1289	1418	1561	1795
	42"	578	647	714	787	853	929	999	1069	1229	1371	1513	1664	1914
	48"	612	678	757	830	907	984	1068	1145	1310	1458	1616	1777	2044
	54"	632	713	795	878	962	1047	1134	1224	1386	1547	1723	1896	2180
	60"	659	751	836	923	1010	1104	1200	1296	1455	1643	1833	2017	2319
	66"	686	781	877	970	1069	1168	1277	1375	1534	1745	1948	2144	2466
	72"	714	816	916	1016	1124	1236	1348	1453	1616	1836	2058	2264	2603
	78"	730	842	950	1058	1168	1287	1403	1523	1689	1926	2158	2373	2729
	84"	762	877	986	1111	1232	1353	1483	1602	1774	2029	2273	2500	2875
	90"	792	907	1029	1158	1286	1423	1549	1680	1858	2126	2387	2624	3017
	96"	819	947	1071	1206	1348	1483	1622	1757	1943	2222	2497	2747	3159
	102"	929	1069	1211	1360	1500	1635	1818	1996	2129	2413	2689	2956	3399
	108"	976	1122	1270	1430	1573	1718	1909	2094	2237	2535	2827	3110	3577
	114"	1033	1189	1343	1513	1676	1824	2025	2222	2373	2689	2998	3298	3793
120"	1004	1267	1442	1619	1780	1948	2161	2373	2536	2875	3204	3524	2767	
132"	1270	1458	1659	1861	2049	2242	2486	2729	2916	3306	3683	4053	4660	
144"	1329	1676	1907	2140	2356	2576	2858	3138	2579	3802	4237	4660	5358	

**Chart 7** 3" Non-Woven Room Darkening

		Beige Khaki	Brick Java	Biscuit Linen	Bright White Natural Tan	Cornsilk Royal Blue	Egg Shell	Granite	Greek Villa					
Width to:		24"	30"	36"	42"	48"	54"	60"	66"	72"	84"	96"	108"	116"
Length to:	36"	622	691	763	833	906	980	1049	1124	1300	1450	1596	1755	2018
	42"	650	729	802	885	961	1046	1124	1202	1384	1544	1703	1872	2155
	48"	688	765	850	933	1021	1109	1201	1287	1474	1641	1817	1998	2297
	54"	711	801	893	988	1082	1177	1275	1378	1560	1739	1940	2133	2453
	60"	742	845	940	1038	1135	1240	1351	1457	1635	1849	2063	2268	2608
	66"	769	878	987	1093	1202	1315	1436	1548	1724	1960	2193	2412	2773
	72"	802	918	1030	1144	1266	1389	1515	1635	1817	2066	2314	2547	2928
	78"	820	948	1069	1189	1316	1450	1580	1713	1899	2169	2427	2669	3070
	84"	857	987	1109	1249	1384	1520	1668	1804	1996	2284	2557	2813	3234
	90"	891	1021	1156	1305	1449	1600	1742	1892	2090	2391	2683	2951	3394
	96"	921	1065	1206	1358	1515	1670	1826	1978	2187	2502	2810	3091	3555
	102"	1046	1204	1363	1532	1689	1839	2045	2244	2394	2713	3022	3324	3824
	108"	1097	1264	1429	1608	1771	1933	2148	2356	2516	2853	3179	3497	4022
	114"	1162	1337	1513	1703	1883	2053	2279	2500	2668	3022	3372	3710	4265
120"	1242	1424	1621	1821	2004	2193	2433	2668	2853	3234	3604	3965	4560	
132"	1429	1640	1864	2095	2306	2522	2798	3069	3279	3720	4144	4559	5243	
144"	1643	1884	2143	2409	2651	2901	3218	3530	3771	4277	4764	5243	6031	

\* Any orders with a product over 90" width will have an additional oversized fee. See full shipping policy for details

Operating Systems, Options & Motorization Surcharges

Standard Features

- Fabric wrapped headrail
- Easy to install one clip brackets with shims to level shim
- Installed stoppers to prevent bottom rail from looping up into headrail when fully raised
- Bottom rail design reduces light gap when shade is in the fully lowered/closed position
- Adjustable counter weight helps to keep sheer shade level
- Braided polyester cord control loops
- Safety Cord loop tensioner
- Aluminum color coordinated headrail with fabric insert and color coordinated end caps

Shade Limitations				
	Minimum		Maximum	
	Width	Length	Width	Length
Cord Loop	7 1/2"	11"	116"	144"
Cordless	20"	11"	96"	96"
Motorized	24"	11"	96"	96"

No Charge Options

- Control position
- Extension Brackets – 4 1/2" L Brackets
- Spacer Blocks - 3/8"
- Hold down brackets
- Custom cord lengths up to 15'. Available in 12" increments only

Fabric Width Deductions			
	Idle End	Clutch End	Motor End
Cord Loop	3/8"	5/8"	n/a
Cordless	1/4"	1/4"	n/a
Motorized	3/8"	n/a	3/4"

Minimum Mounting Requirements	
Inside Mount	3 3/4"
Outside Mount	3/4"

Manual Operating System

- Standard Cord Loop
- 2-on-1 Cord Loop
- Cordless

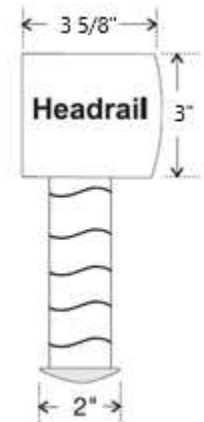
Standard Price Grids  
Price as two standard shades  
\$60 Net

Standard Control Lengths	
Shade Height	Standard Loop
12" - 36"	24"
36" - 48"	36"
48" - 72"	48"
72" - 96"	60"
96" - 120"	72"

Motorization

Two available options: Wand Remote or Rechargeable Lithium Battery Motor

- Wand Remote including USB cable for charging \$80 Net
- Lithium Rechargeable battery motor installed \$160 Net
  - USB Charger \$18 Net
  - Single Channel Remote \$26 Net
  - 15 Channel Remote \$40 Net
    - Please Specify number of remotes, at least one remote control will be required.



## Child Safety, Care and Warranty

### Child Safety

Our Sheer Shadings are designed with child safety as a priority. To reduce the risk of strangulation, our fabrication methods incorporate features to comply with the current ANSI cord safety standard. Fabrication methods include cord stops, Cord-Shield cording, and tension devices.

### Caring for Shades

The soft, delicate feel of the fabric belies the durability of the material. It is made from a sturdy, knitted polyester fabric which can be feather dusted or vacuumed at a low setting. Spots or stains can be lightly rubbed clean with a damp sponge and mild soap. To avoid discoloration of the material, we recommend against the use of chemical cleaners. The sheer fabric may also be ultrasonically cleaned. *Important: Do not clean the fabric using electrostatic wipes such as Swiffer® or Pledge Grab-It®.*

### Policies & Warranties

#### Sheer Fabric

Knitted fabric may experience minor weave variations due to heat, humidity and other room conditions. These variations can result in light bowing, puckering and dimpling of the material. This is considered normal and does not constitute a failure in either workmanship or materials. The possible variations are minor and have been shown through case study, not to detract from the beauty of the product.

#### Limited Lifetime Warranty

The manufactured product is warranted against original defects in materials or workmanship for as long as the original purchaser owns the product provided that:

- The product was properly installed in a residential or commercial dwelling;
- The product was made or assembled exclusively from the original manufacturer's materials and components;
- The manufacturer's recommendations were followed regarding limitations and specifications.

This warranty extends only the original purchaser of the above stated products.

Obligations to the Consumer are limited to the repair or replacement of parts or products found to be defective. The manufacturer is not responsible for handling shipping charges or labor costs, for measuring and taking the product down.

If repairs are made under this warranty, the repairs will be made with like or similar parts.

Motorization Components and accessories have a five-year limited warranty. Batteries not included.

#### What the Warranty Does Not Cover

This warranty does not cover conditions or damages caused by abuse, accidents, alterations, misuse, or failure to follow instructions for measurement, installation, use, cleaning, or maintenance. Normal wear and tear, including but not limited to the items or occurrences below, is not covered by the warranty.

All fabrics can lose original intensity after long exposure to the sun. When left for extended periods in direct sunlight, plastics tend to yellow or crack over time. Some loss of color intensity or discoloration may occur in plastic materials or wood finishes when exposed to direct sunlight over long periods of time.

Colors may vary from lot to lot and may not exactly match samples of previous purchases.

The manufacturer considers these items or occurrences normal wear and tear, and they are not covered by this warranty.

THIS WARRANTY IS EXCLUSIVE AND IN LIEU OF ALL OTHER WRITTEN OR ORAL WARRANTIES OR OBLIGATIONS AND LIABILITIES. No person is authorized to extend or alter this warranty. The manufacturer SHALL HAVE NO LIABILITY WHATSOEVER FOR INCIDENTAL OR CONSEQUENTIAL DAMAGES. Some states do not allow the exclusion or limitation of incidental or consequential damages, so this limitation or exclusion may not apply to you. For Service Warranty claims: Please contact the original dealer for warranty assistance.

#### Conditions of Sale

All products are custom fabricated to your exact specifications. We cannot accept responsibility for errors in ordering or cancellations and changes after the order is in production.

#### Service and Repair

Service may be obtained by contacting our Customer Service Department. No products, parts, components or other materials will be authorized for return or repair without prior approval from the manufacturer. A Return Authorization (RA) may be obtained by contacting our Customer Service Department. In order to provide the quickest service possible, please have your Work Order number and original order information available when you call.