



Updated August 30th

Retail Price Guide 2021

Sheerview Horizontal Shades

<u>Customer Service Policies</u>	1-2
<u>Sheerview Horizontal Shade Collection</u>	
Features, Benefits Fabric Reference & Measuring Instructions	3
Design and Operation	4
Fabric Selection	5
Price Charts	6-8
Operating Systems, Options & Motorization Surcharges	9
Child Safety, Care & Warranty	10



How to place an order

For your convenience, CACO provides you with the option of placing orders by either telephone, email or fax (if placed by fax, CACO will provide order forms at no additional cost; customers must request forms). Orders placed after 3:00 pm EST will be forwarded to the next business day.

Telephone orders

CACO Customer Service Representatives are available between the hours of 8:30 am and 5:00 pm Eastern Standard time at 1-800-552-5278. Any order placed by phone requires a signed order confirmation returned to customer service by fax or email before proceeding with order. Keep in mind, when phoning in your order, it is important to have the following information available:

- Account number (if known)
- Individuals name that is calling
- P.O. number and/or side mark
- Color or colors
- Type of product ordered
- Measurements (width-first, length-second)
- Inside or outside mount (i.m./i.b or o.m./o.b)
- Control instructions
- Ship to address if different than sold-to
- Special instructions for shipping
- Valance instructions
- Any other special instructions
- Quote number, if order is placed from a previous quote

Fax and Email Orders

Fax orders can be placed any time of day or night including holidays at 1-866-926-5836 or email to customerservice@cacoinc.com. To ensure order accuracy for faxed orders, it is advisable to use the order forms CACO supplies or a comparable form. It is important to note the number of pages of your order, including the cover sheet to ensure that no pages will be missing. For fax or email orders please include all of the same information required for telephone orders. Any omission of pertinent information will only delay your orders manufacturing time.

How to expedite an order

We can often provide a faster ship date for emergency situations, only if this is noted at the time the order is placed. Requested next day and second day shipping will move freight prepaid and will be added to your account at the time of invoicing.

Expedite cost

48-hour rush: \$7.50 per blind 72-hour rush: \$5.00 per blind

NOTE: Rush only applies to discounted orders, not on contract quotes and may not be available during high volume periods. The clock starts running after your order clears credit and enters production.

How to add on or make changes to an order

In the event that you wish to add to your original order, it is possible, as long as the order is still in production. You will be required to submit changes in writing and must be signed by a person of authority indicating the items you wish to add or change. No verbal requests can be made. You will need to refer to the original P.O. number and indicate clearly the additions or changes you're requesting. Note: because add-ons may affect production time, check with customer service for any possible delays.

How to cancel an order

Cancellations or changes require an immediate response and can only take place up until the start of fabrication. You must first identify your P.O. number or side mark and then state the cancellation or change. Cancellations must be faxed or emailed in writing only, phone calls are not permitted. If an order has already been cut, a minimum charge of 50% will apply.

Should you order for the same room at different times?

This is a frequently asked question and should be addressed and explained at the point of sale. Under normal circumstances blinds, shades and verticals should be ordered for the same room at one time to prevent color deviations, as a result of dye and paint color variations from original lot to the other. If additional blinds, shades or verticals are ordered at a later time for the same room there can be a distinct color difference from the existing product to the new product. Also, window coverings that have been previously installed can have shade differentiations from newer products due to the progress of aging.

Questions concerning an order

Once you contact customer service you must have your P.O. number and/or side mark available.

Shipping and Handling Charges

- A \$15 minimum order charge will be added to any order with only one item.
- A \$8 per blind handling fee (except verticals) will be added for all delivery orders up to \$125
- A \$10 per blind handling fee (except verticals) will be added to drop ship orders in lieu of the \$8 per blind fee up to \$165.
- For Vertical Blinds, a \$14 per blind handling fee will be added for all delivery orders up to \$125
- For Vertical Blinds, a \$16 per blind handling fee will be added to drop ship orders in lieu of the \$14 per blind fee up to \$165.
- Any orders with a product over 90" width (width or length for verticals) will have an oversized fee of \$85 per blind up to \$170 added to the per blind fee.
- Any orders with a product over 104" (including common valances and width or length for verticals) will ship by LTL carrier F.O.B Johnson City, TN.
- Any order to be delivered by LTL truck to an area considered residential or restricted delivery areas by freight carriers will have an additional fee of \$125. The residential fee can be avoided if you opt to pick up shipment at the freight terminal in lieu of delivery. If you opt for terminal pick up, customer service will need to be informed at the time your order is placed.
- Accessorial LTL Truck delivery charges such as liftgate, inside delivery, re-consignment, re-delivery, etc. will be the responsibility of the receiving party.
- Please note upper limits do not apply to commercial quotes. Due to price breaks given during the commercial quote process, any freight amount listed on quotes are calculated based on actual freight costs.

Policy
Update
08/23

Credit and additional charges

Open accounts are established by submitting a CACO credit application. You will be required to list trade and bank references as well as a current sales tax id number. C.O.D. accounts are also obligated to submit a credit application. Invoices are due within 30 days of the date posted. After 30 days accounts will be charged 1.5% interest per month. CACO reserves the right not to ship to accounts with past due balances.

Payment Policy

Current payment methods accepted are check, emailed or faxed checks for ACH processing, and credit cards (Mastercard, Visa, Discover and American Express. Due to additional credit card fees, effective March 8th, a 2% processing fee will be added to all credit card payments. This fee can be avoided by either mailing checks to our PO Box or to expedite payments send a copy of your check along with our Check by Fax form by email to customerservice@cacoinc.com or fax to (866) 552-5278. Please note CACO will not automatically charge any credit card or process ACH transaction without approval at the time of each transaction.

If you receive product that has been visibly damaged while in transit

Before accepting any shipments, please examine each carton carefully. If shipment shows any signs of mistreatment or damage, i.e., wheel marks, crushed or bent cartons note this on the bill of lading and have the driver sign it and note damage. Should a replacement be necessary, CACO will bill you. Your replacement invoice will enable you to file a claim with the responsible carrier. It is imperative that you count all cartons prior to signing the bill of lading; any shortages must be noted on the bill of lading with the driver's signature.

Shipping discrepancies

If the product received does not agree with your packing slip, contact a CACO customer service representative within 24 hours. Your representative will verify any action needed for a resolution and expedite any necessary replacements.

If you should receive a defective product

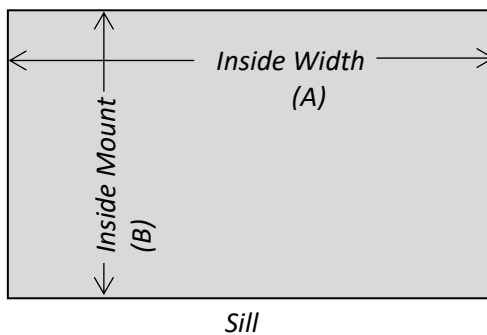
Your warranty protects you against defective products (please read your warranty for all information, disclaimers and liabilities). Should you receive a defective product, contact CACO customer service and provide detailed information including your P.O. number. If the product is not sent back for repair, you will be invoiced for a replacement and required to return back the original product to CACO for inspection. Any issue arising past 30 days from receipt of original order will be required to return product for repair.

How to Measure

Inside mount

- A. Measure the window opening at three different places and use the narrowest dimension when ordering. Be exact! The factory will make the blind slightly narrower, so it won't rub against the window casing. (See A inside mount).
- B. Measure the height of the window from the top (soffit) down to the sill. NOTE: The finished blind length may have a tolerance of +1/2" or -1/4". (See B inside mount).

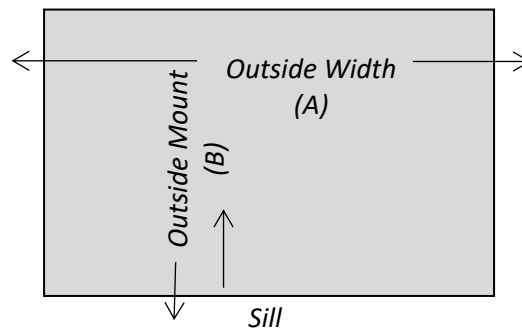
Based on product, CACO will automatically make a deduction on width for measurements submitted as inside mount.



Outside mount

Measure exact width and height of the area to be covered. It is recommended that blinds overlap the window opening by at least 1 1/2" on each side to insure privacy and control sunlight. (See A outside mount). When installation is designed for "no sill," allow the blind to overlap the bottom of the window casing by at least 1 1/2". Blinds will be made to exact measurements given. NOTE: The finished blind length may have a tolerance of +1/2" or -1/4". (See B outside mount).

CACO will not make any deductions for measurements submitted as outside mount.



SHEER SHADE FEATURES & BENEFITS

- Horizontal fabric vanes float between two layers of soft, knitted fabric sheers, to soften your view outside fabrics.
- All Sheer fabric vane colors are featured between two layers of sheer fabric.
- Available to widths of 116" and drops to 144" to provide visual elegance to the widest of windows.
- Vanes glide from open to closed to "out of sight" with elegant hardware.
- Four distinctly different variations of vane positions are available for numerous combinations of privacy, view and light control.
- An adjustable weight system in the bottom rail for on-the-spot skew adjustment for a balance appearance in the window.
- One headrail style to maintain your sophisticated look.
- Low side light gap provides minimal light leakage on shading sides and above the headrail for increased privacy.
- Easy to install hardware and brackets allows for effortless installations and easy removal for cleaning.
- May be ultrasonically or traditionally cleaned to stay bright and beautiful.
- Lifetime Limited Warranty as a commitment to your satisfaction.
- Sheer fabrics may be processed with a topical treatment to resist flames and to adhere to strict flammability codes. For more information, contact CACO, Inc.
- Available with multiple operating systems including standard loop control, cordless and several motorization options.

Fabric Collections:

Sheer Shades are available with three different fabric vane sizes, 2", 2 ½" and 3". Light filtering fabric gently filters light while room darkening casts deep room darkening shadows. Please note that room darkening is not a blackout fabric.

Viewing Options

Sheerview Horizontal shades provide a number of varied views to the outside for controlling light and privacy. Consequently, there are variations in visibility through the shades when the vanes are tilted to their maximum open positions. The following four modes can be obtained with standard shading operation when viewing the shading at eye level.

- **Closed top, open bottom** - By partially lowering the shade from the fully raised position, the upper portion of your window will become semi-opaque while allowing a clear view below.
- **Fully private** - When lowered completely, the shade provides complete privacy and softly diffuses light.
- **Partially open** - Opening the shade slightly will gradually increase the level of light and allow varying levels of "view-through."
- **View-through when lowered** - By completely opening the vanes, the shade provides a softened, veiled view to the outside.

Measuring

Inside Mount

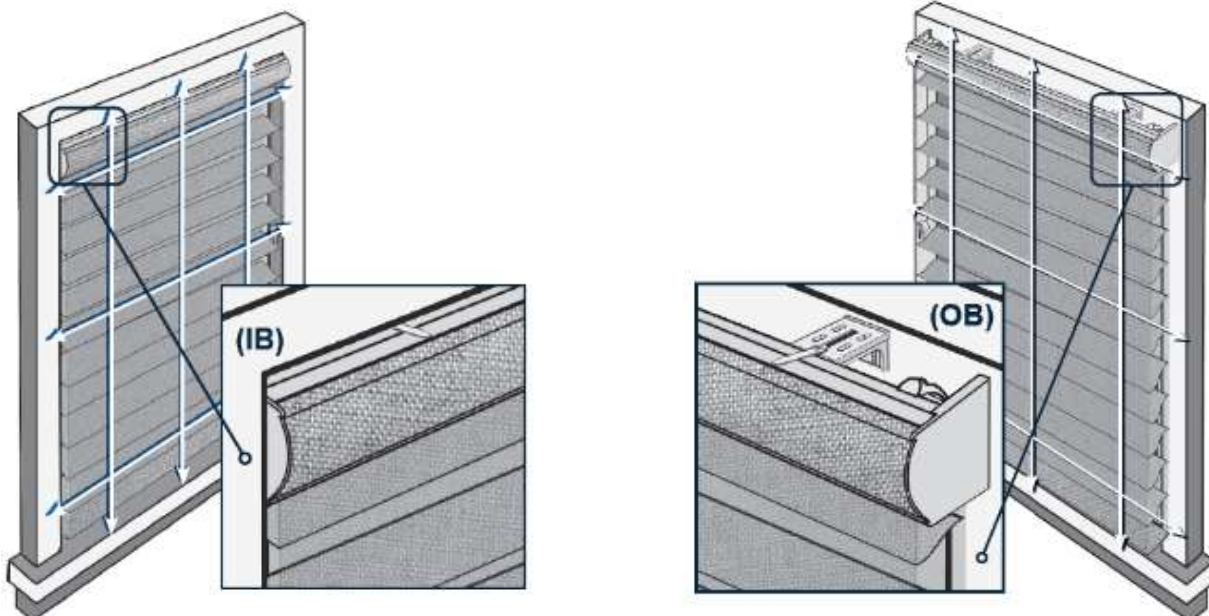
Measure across the width of your window opening in three different places - top, middle and bottom. Measurements should be taken within the window jamb. Provide the smallest of the three measurements to your fabricator. Be exact. Your fabricator will make the necessary deductions to fit the window opening.

Measure the height of the window opening from the underside of the soffit to the surface of the windowsill in two places - use the smallest of these two measurements.

Outside Mount


Measure the exact width and height of the area to be covered. On the width, allow at least 1 ½" of an overlap on each side. An overlap of 3" on each side is recommended.

Be sure to take into consideration any obstructions such as window trim, molding, locks and window cranks. such as window trim, molding, locks and window cranks.



Shade Operation

Sheer shades feature the Continuous Cord System or the Motorized System. Both Systems provide the ability to manipulate the shade into various viewing positions. From the closed and retracted position (fabric inside the headrail), lower the fabric by pulling down on the rear of the loop cord until you reach the desired shading position or press the down arrow of the remote control. Once lowered completely to the windowsill, continuing to pull the cord in the same direction, or pressing the down arrow on the remote control, will open the horizontal fabric vanes, offering varied views to the outside. To retract the shading, simply pull down on the front of the cord, or press the up arrow of the remote control, until the shade reaches the desired viewing mode or fabric position.



Headrail Information:

The Sheerview comes with a standard headrail wrapped in a color coordinated fabric with an option of color coordinated aluminum, unless otherwise specified. Headrail measurements include end caps and will measure ordered width minus: 1/8"

Side-by-Side Alignment:

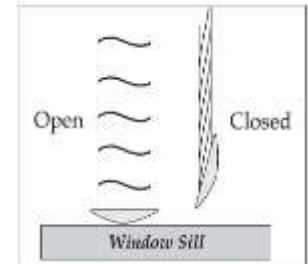
When sheer shades are installed side-by-side, vane alignment can be guaranteed within 1/4" only if:

- The shades are the same color and ordered at the same time.
- The sum total of the widths of all shades needing alignment is less than 102".
- Side-by-side lineup must be specified when the order is placed.

Vane Closure

Sheer shade fabric vanes overlap and provide privacy when closed. However, the inherent nature of the fabric will cause a slight increase in the distance from the front sheer to back sheer as you move further down the shade. These vanes do not form a perfect seal against light leakage which is most visible toward the bottom of the shade.

Vane closure is measured as the distance between the front and rear fabric sheers 6" up from the lowest point of the bottom rail, with the shade fully lowered and the vanes closed. For sheer shades, the maximum distance from the front sheer to the back sheer when closed is 7/8". On room darkening fabrics, the distance is 5/8". Vane closure on all 3" fabrics will have a distance of 1"



Finished Dimensions:

Once ordered and manufactured, the width of the fabric cannot be altered. The Manufacturer makes deductions to the width of window shadings depending on the type of mounting indicated. For all mounting types, the fabric will measure exactly the length ordered when the vanes are in the open or "view-through" position. When the vanes are rotated to the closed position, the shading will become 3/8" longer.

Height Considerations:

Your will be fabricated to the exact height ordered, when the vanes are in the closed position. When the vanes are rotated to the open position, the shade will become slightly longer.

When opened on an inside mount, the shading will be slightly longer than the ordered length. A slight puckering may occur when the vanes are in the open position. Rotating the vanes closed will cause the bottom rail to touch the windowsill before it begins to raise.

Length Considerations:

When closed on an inside mount, a slight furrow may occur on the lowermost sheer section because of contact with the sill. To compensate, slightly raise the shading until the rail begins to lift off the window sill. If preferred, the shading can be ordered 3/8" less than the measured height of the window opening. In this case, the bottom rail will be positioned 3/8" above the sill when the vanes are in the open position. Rotating the vanes closed will cause the bottom rail to touch the window sill and thus closing any unwanted space.

Fabric Considerations:

Due to variations in fabric weave and environmental conditions, the finished dimensions for both width and height may vary, plus or minus 1/8", from your order measurements. (IB) Fabric will measure ordered width minus: 15/16" (OB) Fabric will measure ordered width minus: 13/16"

Leveling Sheerview Horizontal Shades:

Sheer shades are leveled and weighted in the factory. When installed level, the fabric will not skew when raised. If the headrail is not installed level, skewing can occur that can damage the edge of the fabric. Be sure to follow the installation instructions carefully to ensure correct and balanced operation.



Note: Adjustable counter weight keeps sheer shade level.

Skew Adjusting Bottom Rail:

After installation, windows that are not square and level may cause the shadings to shift to one side as it rolls up, requiring adjustment of the bottom rail. To adjust the fabric, the weight in the bottom rail can be slid from one end to the other. If the fabric is skewing to the right, loosen the weight with a screwdriver and slide the weight to the right etc.

Fabric Selections

2" Woven Light Filtering

S50KN113	Winter White
S50KN125	Linen
S50KN206	Blossom
S50KN322	Beige
S50KN378	Java
S50KN823	Granite

2" Non-Woven Light Filtering

S50PN100	Bright White
S50PN112	Alabaster
S50PN113	Winter White
S50PN206	Blossom
S60PN302	Sesame
S50PN322	Beige
S50PN378	Java
S50PN823	Granite

2" Non-Woven Room Darkening

S50PN100D	Bright White
S50PN125D	Linen
S50PN145D	Biscuit
S50PN322D	Beige
S50PN378D	Java
S50PN414D	Cornsilk
S50PN823D	Granite

2.5" Non-Woven Light Filtering

S65BN206	Blossom
S65BN311	Heather
S65BN312	Blush
S65BN322	Beige
S65BN627	Waterfall
S65BN823	Granite

3" Woven Light Filtering

S70KN113	Winter White
S70KN125	Linen
S70KN206	Blossom
S70KN322	Beige
S70KN378	Java
S70KN823	Granite

3" Non-Woven Light Filtering

S70PN100	Bright White
S70PN112	Alabaster
S70PN322	Beige
S70PN113	Winter White
S70PN206	Blossom
S70PN302	Sesame
S70PN823	Granite
S70PN378	Java
S70PN126	Luna
S70PN323	Romance
S70PN824	Rhinestone
S70PN821	Dusty Blue
S70PN503	Coastal Plain
S70PN507	Celadon
S70PN317	Plank

3" Non-Woven Room Darkening

S70PN016D	Midnight
S70PN029D	Royal Blue
S70PN100D	Bright White
S70PN111D	Eggshell
S70PN114D	Greek Villa
S70PN125D	Linen
S70PN145D	Biscuit
S70PN303D	Khaki
S70PN312D	Barcelona Beige
S70PN321D	Natural Tan
S70PN322D	Beige
S70PN334D	Brick
S70PN378D	Java
S70PN414D	Cornsilk
S70PN823D	Granite
S70PN822D	Lazy Gray

Price Charts Woven - Light Filtering

Chart 1 2" Woven Light Filtering

Beige		Blossom		Granite		Java		Linen		Winter White				
Width to:		24"	30"	36"	42"	48"	54"	60"	66"	72"	84"	96"	108"	116"
Length to:	36"	573	639	704	770	836	903	967	1037	1200	1338	1472	1618	1862
	42"	600	671	741	817	887	964	1037	1109	1275	1423	1571	1727	1986
	48"	635	704	785	861	942	1021	1108	1188	1359	1513	1676	1845	2121
	54"	657	740	824	912	1000	1086	1175	1270	1440	1605	1787	1966	2261
	60"	684	777	867	959	1048	1146	1246	1345	1508	1705	1902	2092	2405
	66"	711	811	911	1007	1109	1213	1323	1427	1591	1809	2022	2224	2560
	72"	741	847	950	1055	1166	1280	1399	1508	1676	1904	2135	2349	2702
	78"	758	873	986	1098	1214	1336	1457	1578	1751	1999	2237	2462	2830
	84"	790	911	1022	1151	1276	1403	1540	1662	1842	2105	2359	2592	2982
	90"	822	942	1067	1202	1334	1476	1607	1745	1927	2205	2476	2723	3132
	96"	849	984	1113	1251	1399	1540	1684	1822	2016	2307	2590	2850	3277
	102"	964	1109	1257	1412	1558	1696	1886	2071	2210	2503	2788	3067	3527
	108"	1013	1163	1317	1484	1632	1780	1980	2174	2320	2630	2934	3226	3711
	114"	1073	1233	1395	1571	1738	1893	2101	2307	2462	2788	3111	3422	3935
120"	1146	1315	1498	1678	1849	2022	2243	2462	2632	2983	3324	3657	4204	
132"	1317	1513	1721	1932	2127	2325	2579	2833	3025	3432	3823	4204	4836	
144"	1516	1738	1979	2220	2443	2675	2965	3257	3482	3945	4395	4836	5562	

Chart 2 3" Woven Light Filtering

Beige		Blossom		Granite		Java		Linen		Winter White				
Width to:		24"	30"	36"	42"	48"	54"	60"	66"	72"	84"	96"	108"	116"
Length to:	36"	646	716	792	864	941	1017	1089	1167	1350	1504	1654	1821	2093
	42"	680	757	834	918	998	1085	1167	1249	1436	1602	1766	1945	2235
	48"	715	793	884	968	1060	1150	1246	1338	1529	1702	1884	2074	2383
	54"	737	832	926	1026	1122	1221	1322	1428	1618	1807	2012	214	2546
	60"	770	876	974	1078	1176	1288	1401	1512	1697	1917	2140	2354	2708
	66"	799	912	1025	1135	1249	1365	1490	1605	1790	2034	2275	2503	2877
	72"	834	952	1067	1186	1314	1442	1572	1697	1884	2145	2402	2642	3039
	78"	850	985	1110	1233	1367	1504	1640	1777	1971	2251	2518	1372	3185
	84"	890	1025	1150	1295	1436	1577	1730	1872	2071	2370	2652	2917	3355
	90"	925	1060	1200	1352	1502	1661	1809	1963	2170	2483	2785	3063	3522
	96"	955	1107	1252	1409	1572	1732	1896	2051	2268	2596	2915	3208	3688
	102"	1085	1250	1413	1589	1753	1908	2122	2328	2485	2816	3136	3450	3967
	108"	1139	1311	1483	1670	1837	2005	2229	2443	2610	2960	3298	3629	4173
	114"	1205	1388	1571	1766	1955	2129	2365	2592	2768	3136	3498	3849	4425
120"	1290	1477	1682	1890	2079	2275	2524	2768	2960	3355	3739	4113	4730	
132"	1483	1700	1934	2174	2393	2616	2903	3185	3403	3860	4300	4729	5439	
144"	1705	1955	2225	2498	2750	3010	3338	3663	3913	4437	4946	5438	6257	

Sheerview Horizontal Shade Collection

Price Charts Non-Woven - Light Filtering

Chart 3 2" Non-Woven Light Filtering

		Alabaster	Beige		Blossom	Bright White		Granite	Java		Winter White			
Width to:		24"	30"	36"	42"	48"	54"	60"	66"	72"	84"	96"	108"	116"
Length to:	36"	546	609	671	732	797	861	921	988	1143	1275	1401	1541	1773
	42"	571	639	705	778	843	918	988	1057	1214	1357	1496	1645	1891
	48"	605	671	748	820	897	973	1055	1133	1293	1441	1596	1757	2020
	54"	624	704	784	867	952	1034	1120	1209	1371	1529	1702	1873	2153
	60"	651	741	826	913	998	1091	1186	1280	1436	1624	1812	1992	2290
	66"	676	772	866	959	1057	1154	1261	1359	1516	1724	1926	2118	2437
	72"	705	807	905	1004	1111	1221	1333	1436	1596	1814	2034	2237	2573
	78"	722	832	939	1045	1155	1274	1387	1504	1670	1903	2130	2346	2696
	84"	753	866	974	1097	1216	1336	1465	1584	1754	2005	2246	2468	2840
	90"	783	897	1015	1145	1270	1405	1530	1661	1836	2100	2358	2595	2983
	96"	809	937	1060	1192	1333	1465	1602	1736	1921	2198	2466	2714	3121
	102"	918	1057	1197	1345	1483	1616	1796	1973	2104	2384	2655	2923	3360
	108"	965	1109	1255	1413	1554	1697	1887	2070	2210	2504	2793	3073	3534
	114"	1022	1174	1329	1496	1655	1804	2002	2198	2346	2655	2963	3260	3747
120"	1091	1252	1425	1599	1761	1926	2136	2346	2507	2841	3165	3483	4003	
132"	1255	1441	1640	1839	2024	2215	2457	2698	2882	3267	3640	4003	4605	
144"	1445	1655	1885	2115	2328	2551	2824	3101	3315	3758	4186	4605	5297	

Chart 4 2 1/2" Non-Woven Printed Light Filtering

		Beige	Blossom	Blush	Granite	Heather	Waterfall							
Width to:		24"	30"	36"	42"	48"	54"	60"	66"	72"	84"	96"	108"	116"
Length to:	36"	627	699	772	842	915	989	1060	1137	1314	1464	1613	1760	2039
	42"	658	735	811	896	971	1057	1137	1214	1398	1560	1721	1892	843
	48"	695	772	860	943	1032	1120	1213	1302	1488	1657	1837	2020	2323
	54"	718	809	902	998	1095	1188	1288	1391	1576	1759	1958	2153	2477
	60"	748	853	950	1050	1148	1255	1364	1472	1652	1867	2083	2290	2634
	66"	778	908	997	1102	1214	1328	1451	1563	1742	1982	2215	2437	2802
	72"	811	926	1041	1155	1278	1403	1532	1652	1837	2086	2340	2573	2959
	78"	829	957	1079	1202	1329	1463	1595	1730	1920	2188	2452	2698	3101
	84"	865	997	1121	1262	1399	1536	1685	1821	2016	2307	2583	2841	3266
	90"	900	1032	1168	1316	1461	1617	1760	1910	2122	2414	2711	2983	3430
	96"	930	1077	1220	1371	1532	1685	1845	1997	2208	2526	2838	3121	3588
	102"	1057	1214	1375	1546	1705	1857	2065	2268	2421	2741	3053	3361	3864
	108"	1110	1275	1445	1625	1787	1952	2171	2379	2541	2880	3213	3534	4063
	114"	1175	1351	1528	1721	1903	2074	2300	2526	2698	3053	3408	3748	4309
120"	1255	1441	1640	1839	2024	2215	2457	2698	2882	3267	3640	4003	4605	
132"	1445	1655	1885	2115	2328	2548	2824	3101	3315	3758	4186	4605	5297	
144"	1659	1904	2168	2432	2678	2929	3249	3567	3811	4322	4814	5295	6090	

Chart 5 3" Non-Woven Light Filtering

		Alabaster	Beige	Blossom	Bright White		Celadon		Coastal Plain		Dusty Blue		Luna	
		Granite	Java	Plank	Rhinestone		Romance	Sesame		Winter White				
Width to:		24"	30"	36"	42"	48"	54"	60"	66"	72"	84"	96"	108"	116"
Length to:	36"	615	682	754	823	896	968	1037	1111	1286	1433	1576	1735	1993
	42"	641	720	793	874	950	1033	1111	1188	1368	1526	1683	1851	2128
	48"	680	757	841	923	1009	1096	1186	1274	1457	1621	1795	1975	2270
	54"	703	792	883	977	1068	1162	1259	1360	1541	1720	1916	2107	2425
	60"	732	835	927	1026	1121	1227	1335	1440	1616	1826	2038	2242	2578
	66"	760	867	976	1080	1188	1300	1421	1529	1705	1937	2168	2384	2740
	72"	793	907	1017	1130	1251	1374	1498	1560	1795	2041	2288	2515	2893
	78"	811	938	1057	1174	1302	1433	1561	1691	1877	2142	2399	2638	3034
	84"	848	976	1096	1234	1368	1502	1648	1783	1973	2257	2526	2779	3196
	90"	882	1009	1143	1288	1430	1583	1722	1870	2065	2364	2651	2916	3354
	96"	911	1053	11867	1341	1498	1649	1804	1954	2160	2472	2776	3054	3512
	102"	1033	1190	1346	1513	1670	1816	2021	2217	2366	2682	2987	3286	3778
	108"	1085	1249	1412	1589	1749	1910	2123	2328	2486	2818	3141	3457	3974
	114"	1149	1322	1496	1683	1862	2028	2252	2468	2637	2987	3332	3665	4215
120"	1228	1407	1601	1800	1980	2166	2403	2637	2818	3196	3561	3917	4505	
132"	1412	1618	1842	2070	2278	2491	2764	3034	3241	3676	4096	4504	5180	
144"	1624	1862	2118	2379	2620	2865	3179	3488	3727	4226	4710	5178	5959	

Sheerview Horizontal Shade Collection
 Price Charts Non-Woven – Room Darkening



Chart 6 2" Non-Woven Room Darkening

		Beige	Biscuit	Bright White	Cornsilk	Granite	Java	Linen						
Width to:		24"	30"	36"	42"	48"	54"	60"	66"	72"	84"	96"	108"	116"
Length to:	36"	615	668	737	807	874	947	1013	1086	1257	1401	1541	1697	1951
	42"	628	703	776	855	927	1010	1086	1162	1336	1490	1645	1809	2080
	48"	665	737	823	902	986	1070	1161	1245	1424	1585	1757	1932	2222
	54"	687	775	864	954	1046	1138	1233	1330	1507	1682	1873	2061	2370
	60"	716	816	909	1003	1098	1200	1304	1409	1582	1786	1992	2192	2521
	66"	746	849	953	1054	1162	1270	1388	1495	1667	1897	2117	2330	2680
	72"	776	887	996	1104	1222	1343	1465	1579	1757	1996	2237	2461	2829
	78"	793	915	1033	1150	1270	1399	1525	1655	1836	2093	2346	2579	2966
	84"	828	953	1072	1208	1339	1471	1612	1741	1928	2205	2471	2717	3125
	90"	861	986	1118	1259	1398	1547	1684	1826	2020	2311	2595	2852	3279
	96"	890	1029	1164	1311	1465	1612	1763	1910	2112	2415	2714	2986	3434
	102"	1010	1162	1316	1478	1630	1777	1976	2170	2314	2623	2923	3213	3695
	108"	1061	1220	1380	1554	1710	1867	2075	2276	2432	2755	3073	3380	3888
	114"	1123	1292	1460	1645	1822	1983	2201	2415	2579	2923	3259	3585	4123
120"	1091	1377	1567	1760	1935	2117	2349	2579	2757	3125	3483	3830	3008	
132"	1380	1585	1803	2023	2227	2437	2702	2966	3170	3593	4003	4405	5065	
144"	1445	1822	2073	2326	2561	2800	3107	3411	2803	4133	4605	5065	5824	

Chart 7 3" Non-Woven Room Darkening -

		Barcelona Khaki	Beige Java	Beige Lazy Gray	Brick Linen	Biscuit Midnight	Bright White Natural Tan	Cornsilk Royal Blue	Egg Shell	Granite	Greek Villa			
Width to:		24"	30"	36"	42"	48"	54"	60"	66"	72"	84"	96"	108"	116"
Length to:	36"	676	751	829	905	985	1065	1140	1222	1413	1576	1735	1908	2193
	42"	707	792	872	962	1045	1137	1222	1307	1504	1678	1851	2035	2342
	48"	748	832	924	1014	1110	1205	1305	1399	1602	1784	1975	2172	2497
	54"	773	871	971	1074	1176	1279	1386	1498	1696	1890	2109	2318	2666
	60"	807	918	1022	1128	1234	1348	1468	1584	1777	2010	2242	2465	2835
	66"	836	954	1073	1188	1307	1429	1561	1683	1874	2130	2384	2622	3014
	72"	872	998	1120	1243	1376	1510	1647	1777	1975	2246	2515	2768	3183
	78"	891	1030	1162	1292	1430	1576	1717	1862	2064	2358	2638	2901	3337
	84"	932	1073	1205	1358	1504	1652	1813	1961	2170	2483	2779	3058	3515
	90"	968	1110	1257	1418	1575	1739	1893	2057	2272	2599	2916	3208	3689
	96"	1001	1158	1311	1476	1647	1815	1985	2150	2377	2720	3054	3360	3864
	102"	1137	1309	1482	1665	1836	1999	2223	2439	2602	2949	3285	3613	4157
	108"	1192	1374	1553	1748	1925	2101	2335	2561	2735	3101	3455	3801	4372
	114"	1263	1453	1645	1851	2047	2232	2477	2717	2900	3285	3665	4033	4636
120"	1350	1548	1762	1979	2178	2384	2645	2900	3101	3515	3917	4310	4957	
132"	1553	1783	2026	2277	2507	2741	3041	3336	3564	4043	4504	4955	5699	
144"	1786	2048	2329	2618	2882	3153	3498	3837	4099	4649	5178	5699	6555	

Sheerview Horizontal Shade Collection

Operating Systems, Options & Motorization Surcharges

Standard Features

- Fabric wrapped headrail
- Easy to install one clip brackets with shims to level shim
- Installed stoppers to prevent bottom rail from looping up into headrail when fully raised
- Bottom rail design reduces light gap when shade is in the fully lowered/closed position
- Adjustable counter weight helps to keep sheer shade level
- Braided polyester cord control loops
- Safety Cord loop tensioner
- Aluminum color coordinated headrail with fabric insert and color coordinated end caps

Shade Limitations				
	Minimum		Maximum	
	Width	Length	Width	Length
Cord Loop	7 1/2"	11"	116"	144"
Cordless	20"	11"	96"	96"
Motorized	24"	11"	96"	96"

No Charge Options

- Control position
- Extension Brackets – 4 1/2" L Brackets
- Spacer Blocks - 3/8"
- Hold down brackets
- Custom cord lengths up to 15'. Available in 12" increments only

Fabric Width Deductions			
	Idle End	Clutch End	Motor End
Cord Loop	3/8"	5/8"	n/a
Cordless	1/4"	1/4"	n/a
Motorized	3/8"	n/a	3/4"

Minimum Mounting Requirements	
Inside Mount	3 3/4"
Outside Mount	3/4"

Manual Operating System

- Standard Cord Loop
- 2-on-1 Cord Loop
- Cordless

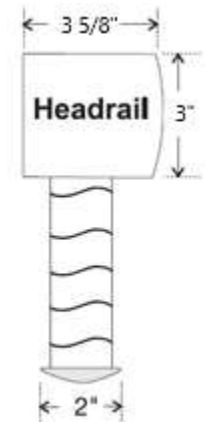
Standard Price Grids
Price as two standard shades
\$65 Net

Standard Control Lengths	
Shade Height	Standard Loop
12" - 36"	24"
36" - 48"	36"
48" - 72"	48"
72" - 96"	60"
96" - 120"	72"

Motorization

Two available options: Wand Remote or Rechargeable Lithium Battery Motor

- Wand Remote including USB cable for charging \$100 Net
- Lithium Rechargeable battery motor installed \$190 Net
 - USB Charger \$18 Net
 - Single Channel Remote \$34 Net
 - 15 Channel Remote \$46 Net
 - Please Specify number of remotes, at least one remote control will be required.



Child Safety

Our Sheer Shadings are designed with child safety as a priority. To reduce the risk of strangulation, our fabrication methods incorporate features to comply with the current ANSI cord safety standard. Fabrication methods include cord stops, Cord-Shield cording, and tension devices.

Caring for Shades

The soft, delicate feel of the fabric belies the durability of the material. It is made from a sturdy, knitted polyester fabric which can be feather dusted or vacuumed at a low setting. Spots or stains can be lightly rubbed clean with a damp sponge and mild soap. To avoid discoloration of the material, we recommend against the use of chemical cleaners. The sheer fabric may also be ultrasonically cleaned. *Important: Do not clean the fabric using electrostatic wipes such as Swiffer® or Pledge Grab-It®.*

Policies & Warranties

Sheer Fabric

Knitted fabric may experience minor weave variations due to heat, humidity and other room conditions. These variations can result in light bowing, puckering and dimpling of the material. This is considered normal and does not constitute a failure in either workmanship or materials. The possible variations are minor and have been shown through case study, not to detract from the beauty of the product.

Limited Lifetime Warranty

The manufactured product is warranted against original defects in materials or workmanship for as long as the original purchaser owns the product provided that:

- The product was properly installed in a residential or commercial dwelling;
- The product was made or assembled exclusively from the original manufacturer's materials and components;
- The manufacturer's recommendations were followed regarding limitations and specifications.

This warranty extends only the original purchaser of the above stated products.

Obligations to the Consumer are limited to the repair or replacement of parts or products found to be defective. The manufacturer is not responsible for handling shipping charges or labor costs, for measuring and taking the product down.

If repairs are made under this warranty, the repairs will be made with like or similar parts.

Motorization Components and accessories have a five-year limited warranty. Batteries not included.

What the Warranty Does Not Cover

This warranty does not cover conditions or damages caused by abuse, accidents, alterations, misuse, or failure to follow instructions for measurement, installation, use, cleaning, or maintenance. Normal wear and tear, including but not limited to the items or occurrences below, is not covered by the warranty.

All fabrics can lose original intensity after long exposure to the sun. When left for extended periods in direct sunlight, plastics tend to yellow or crack over time. Some loss of color intensity or discoloration may occur in plastic materials or wood finishes when exposed to direct sunlight over long periods of time.

Colors may vary from lot to lot and may not exactly match samples of previous purchases.

The manufacturer considers these items or occurrences normal wear and tear, and they are not covered by this warranty.

THIS WARRANTY IS EXCLUSIVE AND IN LIEU OF ALL OTHER WRITTEN OR ORAL WARRANTIES OR OBLIGATIONS AND LIABILITIES. No person is authorized to extend or alter this warranty. The manufacturer SHALL HAVE NO LIABILITY WHATSOEVER FOR INCIDENTAL OR CONSEQUENTIAL DAMAGES. Some states do not allow the exclusion or limitation of incidental or consequential damages, so this limitation or exclusion may not apply to you. For Service Warranty claims: Please contact the original dealer for warranty assistance.

Conditions of Sale

All products are custom fabricated to your exact specifications. We cannot accept responsibility for errors in ordering or cancellations and changes after the order is in production.

Service and Repair

Service may be obtained by contacting our Customer Service Department. No products, parts, components or other materials will be authorized for return or repair without prior approval from the manufacturer. A Return Authorization (RA) may be obtained by contacting our Customer Service Department. In order to provide the quickest service possible, please have your Work Order number and original order information available when you call.