



September 23, 2022

Boone Collection Updates Include:

We have great news for the Boone Collection Cellular Shade program. We have a lot of new options to add including a new fabric cell size, color additions, motorization updates and a new headrail option. Please review the information below for more details.

An updated price guide is available here: [Boone Collection Cellular Shades](#). Please note that the program will have no changes in current pricing.

Fabrics Updates:

- **New 1 1/4" Single Cell Style**
 - Launching with three colors in Light Filtering & Blackout
 - 001 Cotton
 - 006 Fawn
 - 021 Gray Sheen
 - Sample cards will be available soon, please contact customer service to be added to the wait list.
 - [Click here to view swatch colors.](#)

- **3/4" Single Cell Fabric Update**
 - New Light Filtering Colors (Price Group 3)
 - 007 Biscuit
 - 013 Spring Green
 - 014 Water Green
 - 015 Avocado
 - 016 Roseate
 - 019 Agate Red
 - 020 Bordeaux
 - 022 Marine Blue
 - New Blackout Colors (Price Group 7)
 - 020 Bordeaux
 - 024 Blue Jean
 - 030 Anthracite
 - 346 Antique Pewter

- **Discontinued 7/16" Double Cell Fabrics**
 - 003 Onion
 - 011 Terra Cotta
 - 014 Water Green
 - 015 Avocado
 - 019 Agate Red
 - 022 Marine Blue

Motorization Updates

We will no longer offer the Somfy motors on cellular shades effective immediately and will instead offer the Rollease Acmeda Automate line. Note there are no changes to the Simple Touch systems.

- Automate will be available in standard shades, top down bottom up as well as skylights.
- Available in both rechargeable battery pack and reloadable battery tube.
- Push 5 & 15 channel remotes are available as well as Pulse 2 Hub for smart device compatibility
- [Click here for more information.](#)






Headrail updates

We are proud to announce a new headrail option for the Boone Collection Cellular Shades. The new headrail is named 3/4" Modern Headrail and will add a clean look to your cellular shade. The curved headrail provides a more modern look with the addition of a bottom lip that helps hide any light bleed through on top down bottom shades. The current headrail will continue to be available and will now be called 9/16" Classic Headrail. *(Please note the headrail names will refer for cell fabric cell size that it closely matches, not the actual dimensions of the headrail)* For pictures comparing the differences between the two headrails, please refer to the chart below:

9/16" Classic Headrail

		
<p>Headrail Front View</p>	<p>Bracket</p>	<p>Side View</p>
<ul style="list-style-type: none"> ▪ 9/16" Classic headrail will be standard on 9/16" single cell or 7/16" double cell fabrics. ▪ New Headrail option: 3/4" Modern headrail will be available on the 9/16" single cell or 7/16" double cell fabrics for an additional \$6.50 per shade. 		

3/4" Modern Headrail

		
<p>Front View</p>	<p>Brackets</p>	
		
<p>9/16" Cell Fabric Side View</p>	<p>3/4" Cell Fabric Side View</p>	<p>1 1/4" Fabric Side View</p>
<ul style="list-style-type: none"> ▪ New head rail does not have an insert, instead is molded with a smooth curve. There is also a front lip that helps to hide the light gap on top down bottom up shades. ▪ This headrail will now be standard on 3/4" single cell, 3/4" Cell-in-a-Cell and 1 1/4" single cell fabrics. ▪ No charge option: 9/16" Classic headrail will be available at no additional cost. 		