



Version 2
4/7/2025



Retail Price Guide 2025

Sheerview Blinds

<u>Customer Service Policies</u>	1-2
<u>Sheerview Horizontal Shade Collection</u>	
Features, Benefits Fabric Reference & Measuring Instructions	3
Design and Operation	4
Shade Components	5
Fabric Selection	6
Price Charts	7-8
Operating Systems, Options & Motorization Surcharges	9
Child Safety, Care & Warranty	10

 WARNING		<small>03/2023 ANEWVNDMA 5.1.1</small>
		<p>Window Blind Cord Strangulation Risk A damaged, loose, or missing tension device poses a strangulation risk to children. Remove from use and repair or replace if tension device is damaged, loose, or missing.</p>
 ADVERTENCIA		<p>Riesgo de estrangulamiento por cordón de persiana Un dispositivo de tensión dañado, suelto o faltante presenta un riesgo de estrangulamiento para niños. Retire y repare o reemplace si el dispositivo de tensión está dañado, suelto o falta.</p>

How to place an order

For your convenience, CACO provides you with the option of placing orders by either telephone, email, online or fax (if placed by fax, CACO will provide order forms at no additional cost; customers must request forms). Orders placed after 3:00 pm EST will be forwarded to the next business day.

Telephone orders

CACO Customer Service Representatives are available between the hours of 8:30 am and 5:00 pm Eastern Standard time at **1-800-552-5278**. Any order placed by phone requires a signed order confirmation returned to customer service by fax or email before proceeding with order. Keep in mind, when phoning in your order, it is important to have the following information available:

- Account number (if known)
- Individuals name that is calling
- P.O. number and/or side mark
- Color or colors
- Type of product ordered
- Measurements (width-first, length-second)
- Inside or outside mount (i.m./i.b or o.m./o.b)
- Control instructions
- Ship to address if different than sold-to
- Special instructions for shipping
- Valance instructions
- Any other special instructions
- Quote number, if order is placed from a previous quote

Fax and Email Orders

Fax orders can be placed any time of day or night including holidays at **1-866-926-5836** or email to **customerservice@cacoinc.com**. To ensure order accuracy for faxed orders, it is advisable to use the order forms CACO supplies or a comparable form. It is important to note the number of pages of your order, including the cover sheet to ensure that no pages will be missing. For fax or email orders please include all of the same information required for telephone orders. Any omission of pertinent information will only delay your orders manufacturing time.

Online Orders

Orders can be placed online at <https://88043.picbusiness.com/>. If you your account has not been set up to access our online portal, please contact support@cacoinc.com to sign up. This access allows you to quote, order as well as make payments online. Please note shutters are not available online to quote or place as orders, you will need to contact customer service to for information about these products. Additionally, orders are released from internet hold and reviewed for credit at the daily 2:30 PM EST cutoff. Any orders submitted online after this time will be reviewed the following business day.

How to expedite an order

We can often provide a faster ship date with expedited shipping for emergency situations, only if this is noted at the time the order is placed. Requested next day and second day shipping will move freight prepaid and will be added to your account at the time of invoicing.

How to add on or make changes to an order

In the event that you wish to add to your original order, it is possible, as long as the order is still in production. You will be required to submit changes in writing and must be signed by a person of authority indicating the items you wish to add or change. No verbal requests can be made. You will need to refer to the original P.O. number and indicate clearly the additions or changes you're requesting. Note: because add-ons may affect production time, check with customer service for any possible delays.

How to cancel an order

Cancellations or changes require an immediate response and can only take place up until the start of fabrication. You must first identify your P.O. number or side mark and then state the cancellation or change. Cancellations must be faxed or emailed in writing only, phone calls are not permitted. If an order has already been cut, a minimum charge of 50% will apply.

Should you order for the same room at different times?

This is a frequently asked question and should be addressed and explained at the point of sale. Under normal circumstances blinds, shades and verticals should be ordered for the same room at one time to prevent color deviations, as a result of dye and paint color variations from original lot to the other. If additional blinds, shades or verticals are ordered at a later time for the same room there can be a distinct color difference from the existing product to the new product. Also, window coverings that have been previously installed can have shade differentiations from newer products due to the progress of aging.

Questions concerning an order

Once you contact customer service you must have your P.O. number and/or side mark available.

Shipping and Handling Charges

- **Minimum order Fee:** \$20 shipping and handling fee will be added to any order with 2 units or less.
- **Per Unit Fee:** \$9 per unit shipping and handling fee will be added for all delivery orders with more than 2 units in lieu of the minimum order charge.
- **>90" Oversized Fee:** Any order with a product over 90" width (including oversized items such as valances that are not ordered spliced) will have an oversized fee of \$90 per unit up to \$180 maximum fee in addition to any minimum or per unit shipping and handling fees.
- **>104" Extended Oversized Fee:** Any order with a product over 104" (including oversized items such as valances that are not ordered spliced) will ship by LTL carrier and will incur an additional \$120 extended oversized fee per order in addition to any applicable minimum order, per unit and oversized handling fees.
- Accessorial LTL Truck delivery charges such as liftgate, inside delivery, re-consignment, re-delivery, etc. will be the responsibility of the receiving party.

Credit and additional charges

Open accounts are established by submitting a CACO credit application. You will be required to list trade and bank references as well as a current sales tax id number. C.O.D. accounts are also obligated to submit a credit application. Invoices are due within 30 days of the date posted. After 30 days accounts will be charged 1.5% interest per month. CACO reserves the right not to ship to accounts with past due balances.

Payment Policy

Current payment methods accepted are check, emailed or faxed checks for ACH processing, credit cards (Mastercard, Visa, Discover) and online payments by credit card or bank draft. Due to additional credit card fees, effective March 8th, a 2% processing fee will be added to all credit card payments. This fee can be avoided by either mailing checks to our PO Box or to expedite payments send a copy of your check along with our Check by Fax form by email to customerservice@cacoinc.com or fax to (866) 552-5278. Please note CACO will not automatically charge any credit card or process ACH transaction without a current, on file preauthorization forms, otherwise approval will be required at the time of each transaction.

If you receive product that has been visibly damaged while in transit

Before accepting any shipments, please examine each carton carefully. If shipment shows any signs of mistreatment or damage, i.e., wheel marks, crushed or bent cartons note this on the bill of lading and have the driver sign it and note damage. Should a replacement be necessary, CACO will bill you. Your replacement invoice will enable you to file a claim with the responsible carrier. It is imperative that you count all cartons prior to signing the bill of lading; any shortages must be noted on the bill of lading with the driver's signature.

Shipping discrepancies

If the product received does not agree with your packing slip, contact a CACO customer service representative within 24 hours. Your representative will verify any action needed for a resolution and expedite any necessary replacements.

If you should receive a defective product

Your warranty protects you against defective products (please read your warranty for all information, disclaimers and liabilities). Should you receive a defective product, contact CACO customer service and provide detailed information including your P.O. number. If the product is not sent back for repair, you will be invoiced for a replacement and required to return back the original product to CACO for inspection. Any issue arising past 30 days from receipt of original order will be required to return product for repair.

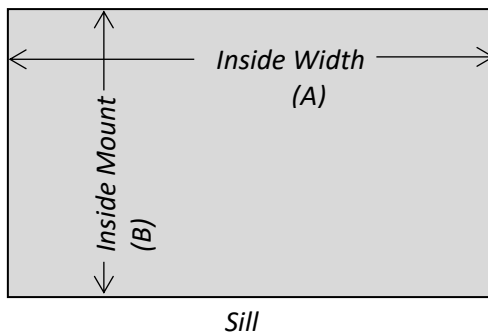
How to Measure

Inside mount

A. Measure the window opening at three different places and use the narrowest dimension when ordering. Be exact! The factory will make the blind slightly narrower, so it won't rub against the window casing. (See A inside mount).

B. Measure the height of the window from the top (soffit) down to the sill. NOTE: The finished blind length may have a tolerance of based on product.

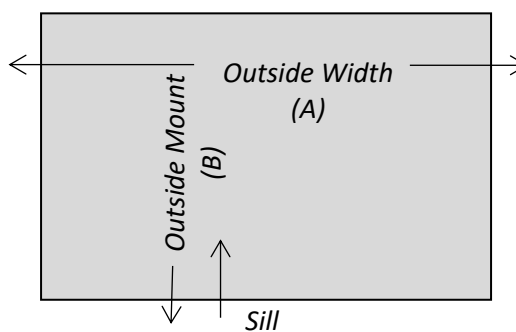
Based on product, CACO will automatically make a deduction on width for measurements submitted as inside mount.



Outside mount

Measure exact width and height of the area to be covered. It is recommended that blinds overlap the window opening by at least 1 1/2" on each side to insure privacy and control sunlight. (See A outside mount). When installation is designed for "no sill," allow the blind to overlap the bottom of the window casing by at least 1 1/2". Blinds will be made to exact measurements given. NOTE: The finished blind length may have a tolerance of based on product.

CACO will not make any deductions for measurements submitted as outside mount.



Sheerview Horizontal Shade Collection

Features, Benefits & Measuring Instructions

SHEER SHADE FEATURES & BENEFITS

- Horizontal fabric vanes float between two layers of soft, knitted fabric sheers, to soften your view outside fabrics.
- All Sheer fabric vane colors are featured between two layers of sheer fabric.
- Available to widths of 116" and drops to 144" to provide visual elegance to the widest of windows.
- Vanes glide from open to closed to "out of sight" with elegant hardware.
- Four distinctly different variations of vane positions are available for numerous combinations of privacy, view and light control.
- An adjustable weight system in the bottom rail for on-the-spot skew adjustment for a balance appearance in the window.
- One headrail style to maintain your sophisticated look.
- Low side light gap provides minimal light leakage on shading sides and above the headrail for increased privacy.
- Easy to install hardware and brackets allows for effortless installations and easy removal for cleaning.
- May be ultrasonically or traditionally cleaned to stay bright and beautiful.
- Lifetime Limited Warranty as a commitment to your satisfaction.
- Sheer fabrics may be processed with a topical treatment to resist flames and to adhere to strict flammability codes. For more information, contact CACO, Inc.
- Available with multiple operating systems including standard loop control, cordless and several motorization options.

Fabric Collections:

Sheer Shades are available with three different fabric vane sizes, 2", 2 ½" and 3". Light filtering fabric gently filters light while room darkening casts deep room darkening shadows. Please note that room darkening is not a blackout fabric.

Viewing Options

Sheerview Horizontal shades provide a number of varied views to the outside for controlling light and privacy. Consequently, there are variations in visibility through the shades when the vanes are tilted to their maximum open positions. The following four modes can be obtained with standard shading operation when viewing the shading at eye level.

- Closed top, open bottom - By partially lowering the shade from the fully raised position, the upper portion of your window will become semi-opaque while allowing a clear view below.
- Fully private - When lowered completely, the shade provides complete privacy and softly diffuses light.
- Partially open - Opening the shade slightly will gradually increase the level of light and allow varying levels of "view-through."
- View-through when lowered - By completely opening the vanes, the shade provides a softened, veiled view to the outside.

Measuring

Inside Mount

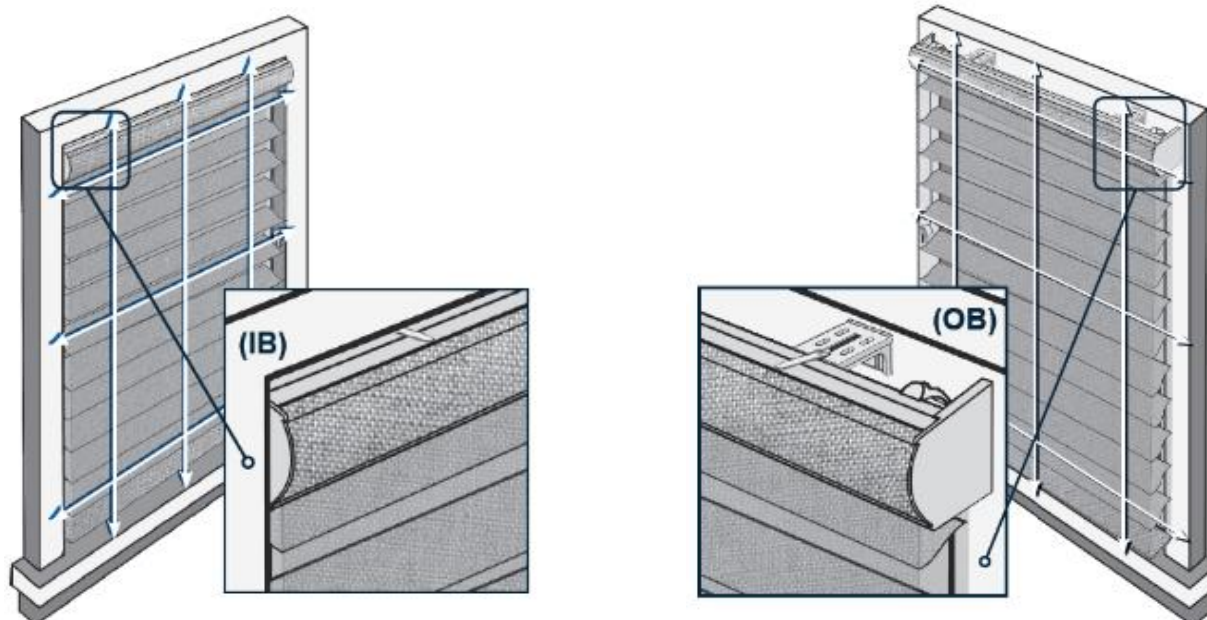
Measure across the width of your window opening in three different places - top, middle and bottom. Measurements should be taken within the window jamb. Provide the smallest of the three measurements to your fabricator. Be exact. Your fabricator will make the necessary deductions to fit the window opening.

Measure the height of the window opening from the underside of the soffit to the surface of the windowsill in two places - use the smallest of these two measurements.

Outside Mount

Measure the exact width and height of the area to be covered. On the width, allow at least 1 ½" of an overlap on each side. An overlap of 3" on each side is recommended.

Be sure to take into consideration any obstructions such as window trim, molding, locks and window cranks. such as window trim, molding, locks and window cranks.



Design & Operation

Shade Operation

Sheer shades feature the Continuous Cord System, Cordless or the Motorized System. All systems provide the ability to manipulate the shade into various viewing positions. From the closed and retracted position (fabric inside the headrail), lower the fabric by pulling down on the rear of the loop cord until you reach the desired shading position or press the down arrow of the remote control. Once lowered completely to the windowsill, continuing to pull the cord in the same direction, or pressing the down arrow on the remote control, will open the horizontal fabric vanes, offering varied views to the outside. To retract the shading, simply pull down on the front of the cord, or press the up arrow of the remote control, until the shade reaches the desired viewing mode or fabric position.

Headrail Information:

The Sheerview comes with a standard headrail wrapped in a color coordinated fabric with an option of color coordinated aluminum, unless otherwise specified. Headrail measurements include end caps and will measure ordered width minus: 1/8"

Side-by-Side Alignment:

When sheer shades are installed side-by-side, vane alignment can be guaranteed within 1/4" only if:

- The shades are the same color and ordered at the same time.
- The sum total of the widths of all shades needing alignment is less than 102".
- Side-by-side lineup must be specified when the order is placed.

Vane Closure

Sheer shade fabric vanes overlap and provide privacy when closed. However, the inherent nature of the fabric will cause a slight increase in the distance from the front sheer to back sheer as you move further down the shade. These vanes do not form a perfect seal against light leakage which is most visible toward the bottom of the shade.

Vane closure is measured as the distance between the front and rear fabric sheers 6" up from the lowest point of the bottom rail, with the shade fully lowered and the vanes closed. For sheer shades, the maximum distance from the front sheer to the back sheer when closed is 7/8". On room darkening fabrics, the distance is 5/8". Vane closure on all 3" fabrics will have a distance of 1"

Finished Dimensions:

Once ordered and manufactured, the width of the fabric cannot be altered. The Manufacturer makes deductions to the width of window shadings depending on the type of mounting indicated. For all mounting types, the fabric will measure exactly the length ordered when the vanes are in the open or "view-through" position. When the vanes are rotated to the closed position, the shading will become 3/8" longer.

Height Considerations:

Your will be fabricated to the exact height ordered, when the vanes are in the closed position. When the vanes are rotated to the open position, the shade will become slightly longer.

When opened on an inside mount, the shading will be slightly longer than the ordered length. A slight puckering may occur when the vanes are in the open position. Rotating the vanes closed will cause the bottom rail to touch the windowsill before it begins to raise.

Length Considerations:

When closed on an inside mount, a slight furrow may occur on the lowermost sheer section because of contact with the sill. To compensate, slightly raise the shading until the rail begins to lift off the window sill. If preferred, the shading can be ordered 3/8" less than the measured height of the window opening. In this case, the bottom rail will be positioned 3/8" above the sill when the vanes are in the open position. Rotating the vanes closed will cause the bottom rail to touch the window sill and thus closing any unwanted space.

Fabric Considerations:

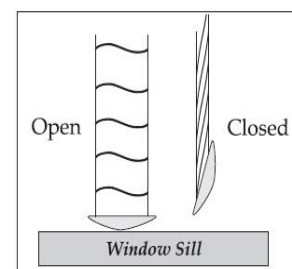

Due to variations in fabric weave and environmental conditions, the finished dimensions for both width and height may vary, plus or minus 1/8", from your order measurements. (IB) Fabric will measure ordered width minus: 15/16" (OB) Fabric will measure ordered width minus: 13/16"

Leveling Sheerview Horizontal Shades:

Sheer shades are leveled and weighted in the factory. When installed level, the fabric will not skew when raised. If the headrail is not installed level, skewing can occur that can damage the edge of the fabric. Be sure to follow the installation instructions carefully to ensure correct and balanced operation.

Skew Adjusting Bottom Rail:

After installation, windows that are not square and level may cause the shadings to shift to one side as it rolls up, requiring adjustment of the bottom rail. To adjust the fabric, the weight in the bottom rail can be slid from one end to the other. If the fabric is skewing to the right, loosen the weight with a screwdriver and slide the weight to the right etc.



BRACKETS

Easy to install One Clip Brackets, come with shims to even the shade if the window jamb is uneven.



STOPPERS

Prevents the bottom-rail from looping up into the headrail when raised up, or with motorization.



CURVED HEADRAIL
 (standard option)

Matching fabric wrapped comes standard

3 1/2" (88.9 MM)

3 3/4" (95.25 MM)



FLAT HEADRAIL
 (upgrade option)

Metal or matching fabric wrapped

2 3/4" (69.85 MM)

2 11/16" (68.26 MM)



BACK

FRONT


3 13/16" (96.83MM)



BACK

FRONT

2.75" (69.85MM)



BOTTOM-RAIL

PATENT PENDING

Bottom-Rail features a superior design that reduces light gap when the SHEERVIEW SHADINGS is in the lowered/closed position.

Adjustable counter weight keeps sheer shade level

Fabric Selections

2" Non-Woven Light Filtering

S50PN100	Bright White
S50PN112	Alabaster
S50PN113	Winter White
S50PN206	Blossom
S60PN302	Sesame
S50PN322	Beige
S50PN378	Java
S50PN823	Granite

2" Non-Woven Room Darkening

S50PN100D	Bright White
S50PN125D	Linen
S50PN145D	Biscuit
S50PN322D	Beige
S50PN378D	Java
S50PN414D	Cornsilk
S50PN823D	Granite

2.5" Non-Woven Light Filtering

S65BN206	Blossom
S65BN311	Heather
S65BN312	Blush
S65BN322	Beige
S65BN627	Waterfall
S65BN823	Granite

3" Non-Woven Light Filtering

S70PN100	Bright White
S70PN112	Alabaster
S70PN322	Beige
S70PN113	Winter White
S70PN206	Blossom
S70PN302	Sesame
S70PN823	Granite
S70PN378	Java
S70PN126	Luna
S70PN323	Romance
S70PN824	Rhinestone
S70PN821	Dusty Blue
S70PN503	Coastal Plain
S70PN507	Celadon
S70PN317	Plank

3" Non-Woven Room Darkening

S70PN016D	Midnight
S70PN029D	Royal Blue
S70PN100D	Bright White
S70PN111D	Eggshell
S70PN114D	Greek Villa
S70PN125D	Linen
S70PN145D	Biscuit
S70PN303D	Khaki
S70PN312D	Barcelona Beige
S70PN321D	Natural Tan
S70PN322D	Beige
S70PN334D	Brick
S70PN378D	Java
S70PN414D	Cornsilk
S70PN823D	Granite
S70PN822D	Lazy Gray

Sheerview Horizontal Shade Collection

Price Charts Non-Woven - Light Filtering

Chart 1 2" Non-Woven Light Filtering

		Alabaster		Beige		Blossom		Bright White		Granite		Java		Winter White	
		Width to:	24"	30"	36"	42"	48"	54"	60"	66"	72"	84"	96"	108"	116"
Length to:	36"		597	666	735	801	872	942	1008	1081	1250	1395	1533	1686	1940
	42"		625	699	771	851	922	1004	1081	1157	1329	1485	1637	1800	2069
	48"		662	735	818	897	982	1065	1155	1240	1415	1577	1746	1922	2210
	54"		683	770	858	948	1042	1132	1225	1322	1500	1672	1862	2050	2356
	60"		713	811	903	999	1092	1194	1297	1400	1571	1777	1983	2180	2506
	66"		740	845	947	1049	1157	1263	1380	1487	1659	1886	2107	2317	2666
	72"		771	883	990	1098	1216	1336	1459	1571	1746	1985	2226	2448	2815
	78"		790	911	1027	1143	1264	1394	1517	1645	1828	2082	2331	2566	2950
	84"		824	947	1066	1200	1331	1462	1603	1733	1919	2193	2457	2700	3107
	90"		857	982	1111	1252	1390	1537	1674	1817	2009	2298	2580	2839	3264
	96"		885	1025	1160	1305	1459	1603	1753	1900	2102	2405	2698	2970	3415
	102"		1004	1157	1310	1471	1622	1768	1965	2159	2302	2608	2905	3198	3676
	108"		1056	1213	1373	1546	1701	1857	2064	2265	2418	2739	3056	3363	3867
	114"		1118	1285	1454	1637	1811	1974	2190	2405	2566	2905	3242	3567	4099
	120"		1194	1370	1559	1750	1927	2107	2337	2566	2743	3108	3463	3811	4380
	132"		1373	1577	1794	2012	2214	2424	2688	2952	3153	3574	3983	4380	5038
	144"		1581	1811	2062	2314	2547	2792	3090	3393	3627	4112	4580	5038	5796

Chart 2 2 1/2" Non-Woven Printed Light Filtering

Beige	Blossom	Blush	Granite	Heather	Waterfall									
Width to:	24"	30"	36"	42"	48"	54"	60"	66"	72"	84"	96"	108"	116"	
Length to:	36"	686	765	845	921	1001	1082	1160	1244	1438	1602	1765	1926	2231
	42"	720	804	888	981	1063	1157	1244	1329	1530	1707	1883	2070	922
	48"	761	845	941	1032	1130	1225	1328	1424	1628	1813	2010	2210	2541
	54"	786	885	987	1092	1198	1299	1409	1522	1725	1925	2142	2356	2710
	60"	818	934	1040	1149	1256	1373	1492	1611	1808	2042	2279	2506	2882
	66"	851	993	1091	1206	1329	1453	1588	1710	1906	2168	2424	2666	3066
	72"	888	1013	1139	1264	1398	1535	1677	1808	2010	2282	2560	2815	3237
	78"	907	1047	1181	1315	1454	1601	1745	1893	2101	2393	2683	2952	3393
	84"	946	1091	1226	1381	1531	1681	1843	1992	2206	2524	2826	3108	3573
	90"	985	1130	1277	1440	1598	1769	1926	2090	2322	2641	2967	3264	3753
	96"	1018	1179	1335	1500	1677	1843	2018	2185	2415	2763	3105	3415	3925
	102"	1157	1329	1505	1691	1865	2032	2259	2481	2649	2999	3341	3677	4227
	108"	1215	1395	1581	1778	1955	2136	2376	2603	2780	3151	3516	3867	4445
	114"	1286	1479	1671	1883	2082	2269	2516	2763	2952	3341	3728	4100	4714
	120"	1373	1577	1794	2012	2214	2424	2688	2952	3153	3574	3983	4380	5038
132"	1581	1811	2062	2314	2547	2787	3090	3393	3627	4112	4580	5038	5796	
144"	1815	2083	2372	2661	2930	3204	3554	3902	4170	4729	5267	5794	6664	

Chart 3 3" Non-Woven Light Filtering

Alabaster		Beige		Blossom		Bright White		Celadon		Coastal Plain		Dusty Blue		Luna	
Luna		Granite		Java		Plank		Rhinstone		Romance		Winter White			
Width to:		24"	30"	36"	42"	48"	54"	60"	66"	72"	84"	96"	108"	116"	
Length to:	36"	673	746	825	900	981	1059	1135	1216	1407	1568	1725	1899	2181	
	42"	701	788	868	957	1040	1131	1216	1299	1496	1669	1841	2026	2328	
	48"	744	828	920	1010	1103	1199	1297	1394	1594	1773	1964	2161	2484	
	54"	769	867	966	1069	1168	1271	1378	1488	1686	1882	2097	2305	2653	
	60"	801	914	1014	1122	1226	1342	1461	1576	1768	1998	2230	2453	2821	
	66"	832	948	1068	1182	1299	1422	1555	1672	1865	2119	2372	2608	2998	
	72"	868	992	1113	1237	1369	1504	1639	1707	1964	2233	2503	2752	3166	
	78"	888	1026	1157	1285	1424	1568	1708	1851	2054	2343	2625	2886	3320	
	84"	927	1068	1199	1350	1496	1643	1803	1951	2159	2470	2763	3041	3497	
	90"	965	1103	1250	1409	1565	1732	1884	2046	2259	2586	2901	3191	3670	
	96"	997	1152	1298	1467	1639	1804	1974	2138	2363	2705	3037	3342	3843	
	102"	1131	1303	1472	1656	1828	1987	2211	2426	2588	2934	3268	3595	4134	
	108"	1187	1366	1545	1738	1913	2090	2323	2547	2720	3083	3437	3782	4348	
	114"	1257	1446	1637	1841	2037	2218	2464	2700	2885	3268	3646	4010	4612	
	120"	1343	1539	1752	1969	2166	2370	2629	2885	3083	3497	3896	4286	4929	
	132"	1545	1770	2015	2265	2492	2726	3024	3320	3546	4022	4482	4928	5667	
	144"	1777	2037	2317	2603	2867	3134	3478	3816	4077	4623	5154	5665	6520	

* Any orders with a product over 90" width will have an additional oversized fee. See full shipping policy for details

Sheerview Horizontal Shade Collection

Price Charts Woven – Room Darkening

Chart 4 2" Non-Woven Room Darkening

		Beige	Biscuit	Bright White	Cornsilk	Granite	Java	Linen						
Width to:		24"	30"	36"	42"	48"	54"	60"	66"	72"	84"	96"	108"	116"
Length to:	36"	673	730	807	883	957	1036	1109	1188	1375	1533	1686	1857	2135
	42"	687	769	849	936	1014	1106	1188	1271	1462	1631	1800	1979	2276
	48"	727	807	900	987	1078	1171	1270	1362	1558	1734	1922	2114	2431
	54"	751	848	945	1044	1144	1245	1349	1456	1648	1840	2050	2255	2594
	60"	784	893	994	1097	1201	1313	1426	1541	1731	1954	2180	2399	2758
	66"	816	928	1043	1153	1271	1390	1518	1636	1824	2076	2316	2550	2932
	72"	849	970	1090	1208	1337	1469	1603	1728	1922	2184	2448	2693	3095
	78"	868	1001	1131	1259	1390	1531	1668	1811	2009	2290	2566	2822	3245
	84"	905	1043	1173	1321	1465	1610	1764	1905	2109	2412	2704	2973	3419
	90"	942	1078	1223	1378	1530	1692	1842	1998	2210	2529	2839	3121	3588
	96"	974	1125	1273	1435	1603	1764	1929	2090	2311	2643	2970	3267	3757
	102"	1106	1271	1440	1617	1784	1944	2162	2375	2532	2870	3198	3516	4043
	108"	1161	1335	1510	1701	1871	2042	2271	2490	2661	3015	3363	3698	4253
	114"	1229	1414	1597	1800	1993	2169	2408	2643	2822	3198	3566	3922	4511
	120"	1194	1507	1714	1926	2117	2316	2570	2822	3017	3419	3811	4191	3291
	132"	1510	1734	1973	2213	2436	2666	2956	3245	3469	3931	4380	4819	5541
	144"	1581	1993	2268	2545	2802	3063	3399	3732	3067	4522	5038	5541	6372

Chart 5 3" Non-Woven Room Darkening -

		Beige Khaki	Brick Java	Biscuit Linen	Bright White Natural Tan	Cornsilk Royal Blue	Egg Shell	Granite	Greek Villa					
Width to:		24"	30"	36"	42"	48"	54"	60"	66"	72"	84"	96"	108"	116"
Length to:	36"	740	822	907	990	1077	1165	1247	1337	1546	1725	1899	2087	2400
	42"	773	867	954	1052	1143	1244	1337	1430	1645	1836	2026	2227	2562
	48"	818	911	1011	1110	1215	1318	1428	1531	1753	1952	2161	2377	2732
	54"	846	953	1063	1175	1287	1399	1516	1639	1856	2068	2307	2536	2917
	60"	883	1004	1118	1234	1350	1474	1606	1733	1944	2200	2453	2697	3102
	66"	915	1044	1174	1299	1430	1563	1708	1841	2051	2331	2608	2869	3298
	72"	954	1092	1225	1360	1506	1653	1802	1944	2161	2457	2752	3028	3482
	78"	975	1127	1271	1414	1565	1725	1879	2037	2258	2580	2886	3174	3651
	84"	1020	1174	1318	1486	1645	1808	1984	2145	2375	2716	3041	3346	3846
	90"	1059	1215	1375	1552	1723	1903	2071	2251	2486	2844	3191	3509	4036
	96"	1095	1267	1435	1615	1802	1986	2172	2353	2601	2976	3342	3676	4227
	102"	1244	1432	1621	1821	2009	2187	2432	2669	2847	3226	3594	3953	4548
	108"	1305	1504	1700	1912	2106	2299	2555	2802	2993	3393	3780	4159	4784
	114"	1382	1590	1800	2026	2239	2442	2710	2973	3173	3594	4010	4413	5072
	120"	1478	1693	1928	2165	2383	2608	2894	3173	3393	3846	4286	4716	5424
	132"	1700	1951	2216	2491	2743	2999	3327	3650	3899	4423	4928	5422	6235
	144"	1954	2240	2548	2864	3153	3450	3827	4198	4485	5086	5665	6235	7172

* Any orders with a product over 90" width will have an additional oversized fee. See full shipping policy for details

Operating Systems, Options & Motorization Surcharges

Standard Features

- Fabric wrapped headrail
- Easy to install one clip brackets with shims to level shim
- Installed stoppers to prevent bottom rail from looping up into headrail when fully raised
- Bottom rail design reduces light gap when shade is in the fully lowered/closed position
- Adjustable counter weight helps to keep sheer shade level
- Braided polyester cord control loops
- Safety Cord loop tensioner
- Aluminum color coordinated headrail with fabric insert and color coordinated end caps

No Charge Options

- Control position
- Extension Brackets – 4 1/2" L Brackets
- Spacer Blocks - 3/8"
- Hold down brackets
- Custom cord lengths up to 15'. Available in 12" increments only

Manual Operating System

- Standard Cord Loop
- Cordless

Standard Price Grids
\$68 Net

Motorization

Two available options: Wand Remote or Rechargeable Lithium Battery Motor

- Wand Remote including USB cable for charging \$104 Net
- Lithium Rechargeable battery motor installed \$208 Net
 - USB Charger \$21 Net
 - Single Channel Remote \$31 Net
 - 15 Channel Remote \$48 Net
 - Please Specify number of remotes, at least one remote control will be required.

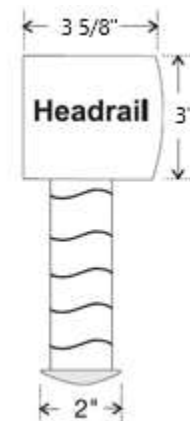


Shade Limitations				
	Minimum		Maximum	
	Width	Length	Width	Length
Cord Loop	7 1/2"	11"	116"	144"
Cordless	20"	11"	96"	96"
Motorized	24"	11"	96"	96"

Fabric Width Deductions			
	Idle End	Clutch End	Motor End
Cord Loop	3/8"	5/8"	n/a
Cordless	1/4"	1/4"	n/a
Motorized	3/8"	n/a	3/4"

Minimum Mounting Requirements	
Inside Mount	3 3/4"
Outside Mount	3/4"

Standard Control Lengths	
Shade Height	Standard Loop
12" - 36"	24"
36" - 48"	36"
48" - 72"	48"
72" - 96"	60"
96" - 120"	72"



Child Safety, Care and Warranty

Child Safety

Our Sheer Shadings are designed with child safety as a priority. To reduce the risk of strangulation, our fabrication methods incorporate features to comply with the current ANSI cord safety standard. Fabrication methods include cord stops, Cord-Shield cording, and tension devices.

Caring for Shades

The soft, delicate feel of the fabric belies the durability of the material. It is made from a sturdy, knitted polyester fabric which can be feather dusted or vacuumed at a low setting. Spots or stains can be lightly rubbed clean with a damp sponge and mild soap. To avoid discoloration of the material, we recommend against the use of chemical cleaners. The sheer fabric may also be ultrasonically cleaned. **Important: Do not clean the fabric using electrostatic wipes such as Swiffer® or Pledge Grab-It®.**

Policies & Warranties

Sheer Fabric

Knitted fabric may experience minor weave variations due to heat, humidity and other room conditions. These variations can result in light bowing, puckering and dimpling of the material. This is considered normal and does not constitute a failure in either workmanship or materials. The possible variations are minor and have been shown through case study, not to detract from the beauty of the product.

Limited Lifetime Warranty

The manufactured product is warranted against original defects in materials or workmanship for as long as the original purchaser owns the product provided that:

- The product was properly installed in a residential or commercial dwelling;
- The product was made or assembled exclusively from the original manufacturer's materials and components;
- The manufacturer's recommendations were followed regarding limitations and specifications.

This warranty extends only the original purchaser of the above stated products.

Obligations to the Consumer are limited to the repair or replacement of parts or products found to be defective. The manufacturer is not responsible for handling shipping charges or labor costs, for measuring and taking the product down.

If repairs are made under this warranty, the repairs will be made with like or similar parts.

Motorization Components and accessories have a five-year limited warranty. Batteries not included.

What the Warranty Does Not Cover

This warranty does not cover conditions or damages caused by abuse, accidents, alterations, misuse, or failure to follow instructions for measurement, installation, use, cleaning, or maintenance. Normal wear and tear, including but not limited to the items or occurrences below, is not covered by the warranty.

All fabrics can lose original intensity after long exposure to the sun. When left for extended periods in direct sunlight, plastics tend to yellow or crack over time. Some loss of color intensity or discoloration may occur in plastic materials or wood finishes when exposed to direct sunlight over long periods of time.

Colors may vary from lot to lot and may not exactly match samples of previous purchases.

The manufacturer considers these items or occurrences normal wear and tear, and they are not covered by this warranty.

THIS WARRANTY IS EXCLUSIVE AND IN LIEU OF ALL OTHER WRITTEN OR ORAL WARRANTIES OR OBLIGATIONS AND LIABILITIES. No person is authorized to extend or alter this warranty. The manufacturer SHALL HAVE NO LIABILITY WHATSOEVER FOR INCIDENTAL OR CONSEQUENTIAL DAMAGES. Some states do not allow the exclusion or limitation of incidental or consequential damages, so this limitation or exclusion may not apply to you. For Service Warranty claims: Please contact the original dealer for warranty assistance.

Conditions of Sale

All products are custom fabricated to your exact specifications. We cannot accept responsibility for errors in ordering or cancellations and changes after the order is in production.

Service and Repair

Service may be obtained by contacting our Customer Service Department. No products, parts, components or other materials will be authorized for return or repair without prior approval from the manufacturer. A Return Authorization (RA) may be obtained by contacting our Customer Service Department. In order to provide the quickest service possible, please have your Work Order number and original order information available when you call.