




CACO, INC.
WINDOW FASHIONS

Version 2
6/9/2025

Retail Price Guide 2025

Dual Sheer Shades

<u>Customer Service Policies</u>	1-2
Dual Sheer Shades	
Features & Options	3
Specification	4-6
Fabric References	7-8
Control Options	
Clutch, Cordless, Wand Motorization	9
Wand Motorization	10
Price Charts	11-12
Warranty	13

 WARNING		<small>08/2023 ANBI/WDMA 5.1.1</small> Window Blind Cord Strangulation Risk A damaged, loose, or missing tension device poses a strangulation risk to children. Remove from use and repair or replace if tension device is damaged, loose, or missing.
		Riesgo de estrangulamiento por cordón de persiana Un dispositivo de tensión dañado, suelto o faltante presenta un riesgo de estrangulamiento para niños. Retire y repare o reemplace si el dispositivo de tensión está dañado, suelto o falta.

How to place an order

For your convenience, CACO provides you with the option of placing orders by either telephone, email, online or fax (if placed by fax, CACO will provide order forms at no additional cost; customers must request forms). Orders placed after 3:00 pm EST will be forwarded to the next business day.

Telephone orders

CACO Customer Service Representatives are available between the hours of 8:30 am and 5:00 pm Eastern Standard time at **1-800-552-5278**. Any order placed by phone requires a signed order confirmation returned to customer service by fax or email before proceeding with order. Keep in mind, when phoning in your order, it is important to have the following information available:

- Account number (if known)
- Individuals name that is calling
- P.O. number and/or side mark
- Color or colors
- Type of product ordered
- Measurements (width-first, length-second)
- Inside or outside mount (i.m./i.b or o.m./o.b)
- Control instructions
- Ship to address if different than sold-to
- Special instructions for shipping
- Valance instructions
- Any other special instructions
- Quote number, if order is placed from a previous quote

Fax and Email Orders

Fax orders can be placed any time of day or night including holidays at **1-866-926-5836** or email to **customerservice@cacoinc.com**. To ensure order accuracy for faxed orders, it is advisable to use the order forms CACO supplies or a comparable form. It is important to note the number of pages of your order, including the cover sheet to ensure that no pages will be missing. For fax or email orders please include all of the same information required for telephone orders. Any omission of pertinent information will only delay your orders manufacturing time.

Online Orders

Orders can be placed online at <https://88043.picbusiness.com/>. If you your account has not been set up to access our online portal, please contact support@cacoinc.com to sign up. This access allows you to quote, order as well as make payments online. Please note shutters are not available online to quote or place as orders, you will need to contact customer service to for information about these products. Additionally, orders are released from internet hold and reviewed for credit at the daily 2:30 PM EST cutoff. Any orders submitted online after this time will be reviewed the following business day.

How to expedite an order

We can often provide a faster ship date with expedited shipping for emergency situations, only if this is noted at the time the order is placed. Requested next day and second day shipping will move freight prepaid and will be added to your account at the time of invoicing.

How to add on or make changes to an order

In the event that you wish to add to your original order, it is possible, as long as the order is still in production. You will be required to submit changes in writing and must be signed by a person of authority indicating the items you wish to add or change. No verbal requests can be made. You will need to refer to the original P.O. number and indicate clearly the additions or changes you're requesting. Note: because add-ons may affect production time, check with customer service for any possible delays.

How to cancel an order

Cancellations or changes require an immediate response and can only take place up until the start of fabrication. You must first identify your P.O. number or side mark and then state the cancellation or change. Cancellations must be faxed or emailed in writing only, phone calls are not permitted. If an order has already been cut, a minimum charge of 50% will apply.

Should you order for the same room at different times?

This is a frequently asked question and should be addressed and explained at the point of sale. Under normal circumstances blinds, shades and verticals should be ordered for the same room at one time to prevent color deviations, as a result of dye and paint color variations from original lot to the other. If additional blinds, shades or verticals are ordered at a later time for the same room there can be a distinct color difference from the existing product to the new product. Also, window coverings that have been previously installed can have shade differentiations from newer products due to the progress of aging.

Questions concerning an order

Once you contact customer service you must have your P.O. number and/or side mark available.

Shipping and Handling Charges

- **Minimum order Fee:** \$20 shipping and handling fee will be added to any order with 2 units or less.
- **Per Unit Fee:** \$9 per unit shipping and handling fee will be added for all delivery orders with more than 2 units in lieu of the minimum order charge.
- **>90" Oversized Fee:** Any order with a product over 90" width (including oversized items such as valances that are not ordered spliced) will have an oversized fee of \$90 per unit up to \$180 maximum fee in addition to any minimum or per unit shipping and handling fees.
- **>104" Extended Oversized Fee:** Any order with a product over 104" (including oversized items such as valances that are not ordered spliced) will ship by LTL carrier and will incur an additional \$120 extended oversized fee per order in addition to any applicable minimum order, per unit and oversized handling fees.
- Accessorial LTL Truck delivery charges such as liftgate, inside delivery, re-consignment, re-delivery, etc. will be the responsibility of the receiving party.

Credit and additional charges

Open accounts are established by submitting a CACO credit application. You will be required to list trade and bank references as well as a current sales tax id number. C.O.D. accounts are also obligated to submit a credit application. Invoices are due within 30 days of the date posted. After 30 days accounts will be charged 1.5% interest per month. CACO reserves the right not to ship to accounts with past due balances.

Payment Policy

Current payment methods accepted are check, emailed or faxed checks for ACH processing, credit cards (Mastercard, Visa, Discover) and online payments by credit card or bank draft. Due to additional credit card fees, effective March 8th, a 2% processing fee will be added to all credit card payments. This fee can be avoided by either mailing checks to our PO Box or to expedite payments send a copy of your check along with our Check by Fax form by email to customerservice@cacoinc.com or fax to (866) 552-5278. Please note CACO will not automatically charge any credit card or process ACH transaction without a current, on file preauthorization forms, otherwise approval will be required at the time of each transaction.

If you receive product that has been visibly damaged while in transit

Before accepting any shipments, please examine each carton carefully. If shipment shows any signs of mistreatment or damage, i.e., wheel marks, crushed or bent cartons note this on the bill of lading and have the driver sign it and note damage. Should a replacement be necessary, CACO will bill you. Your replacement invoice will enable you to file a claim with the responsible carrier. It is imperative that you count all cartons prior to signing the bill of lading; any shortages must be noted on the bill of lading with the driver's signature.

Shipping discrepancies

If the product received does not agree with your packing slip, contact a CACO customer service representative within 24 hours. Your representative will verify any action needed for a resolution and expedite any necessary replacements.

If you should receive a defective product

Your warranty protects you against defective products (please read your warranty for all information, disclaimers and liabilities). Should you receive a defective product, contact CACO customer service and provide detailed information including your P.O. number. If the product is not sent back for repair, you will be invoiced for a replacement and required to return back the original product to CACO for inspection. Any issue arising past 30 days from receipt of original order will be required to return product for repair.

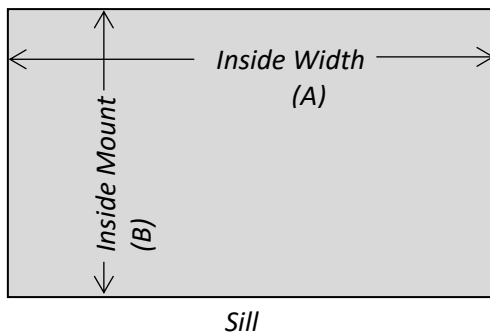
How to Measure

Inside mount

A. Measure the window opening at three different places and use the narrowest dimension when ordering. Be exact! The factory will make the blind slightly narrower, so it won't rub against the window casing. (See A inside mount).

B. Measure the height of the window from the top (soffit) down to the sill. NOTE: The finished blind length may have a tolerance of based on product.

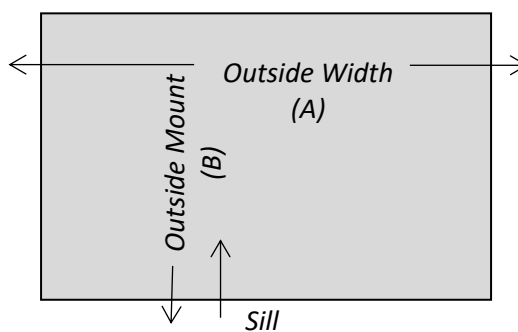
Based on product, CACO will automatically make a deduction on width for measurements submitted as inside mount.



Outside mount

Measure exact width and height of the area to be covered. It is recommended that blinds overlap the window opening by at least 1 1/2" on each side to insure privacy and control sunlight. (See A outside mount). When installation is designed for "no sill," allow the blind to overlap the bottom of the window casing by at least 1 1/2". Blinds will be made to exact measurements given. NOTE: The finished blind length may have a tolerance of based on product.

CACO will not make any deductions for measurements submitted as outside mount.





Loki Bark – Open fabric bands*



Loki Bark – Closed fabric bands*

Dual Sheer Shades, also known as zebra shades, provide the versatility of fabric roller shades by allowing light and privacy control while maintaining a unique decorative appeal. Constructed with dual fabric panels with alternating fabric and sheer bands, these shades can be fully raised but when completely lowered the horizontal bands can be controlled to provide different levels of privacy.

Shade operation

- When in the open position fabric bands allow light into the room.
- Closing the bands provide privacy or reduce glare.
- Full raised shades allow for full light and view

Cassette Options

Dual shades are available in two different cassette styles and both options are included in the shade prices.

Rounded Cassette:

- Standard cassette option
- 3 1/8" Cassette

Square Metal Cassette:

- Optional Cassette
- 3" Square Metal Cassette


Bottom Bar Options

Standard

- Standard available in two sizes, Square and Cordless Standard
- For an additional charge the bottom rail can be wrapped to match the shade fabric.
- Available in two sizes: Small and Large. Large bottom rail required on some fabrics, see fabric tables on page 52 for details.

Pattern Matching

Fabric band matching available on shades ordered in the same fabric and length only. When ordering please note the shades will be side by side.




**Please note the Loki fabric featured is a room darkening pattern, various styles will result in different light filtering effects.*

Cassette Specifications

Cassette Options

- Dual Sheer Shades come standard with a rounded or square cassette.
- Rounded cassettes will include a fabric insert.
- Square cassettes come standard unwrapped or can be fabric wrapped for a surcharge.
- Available in 5 colors: white, beige, gray, bronze, and black.

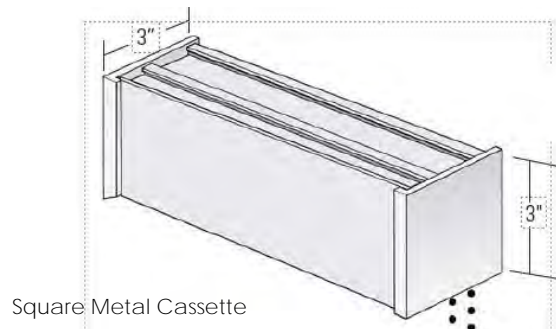
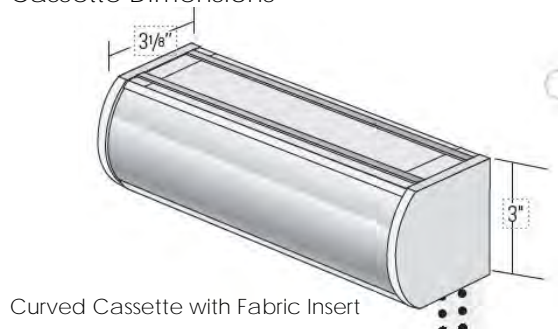


Cassette Color Options

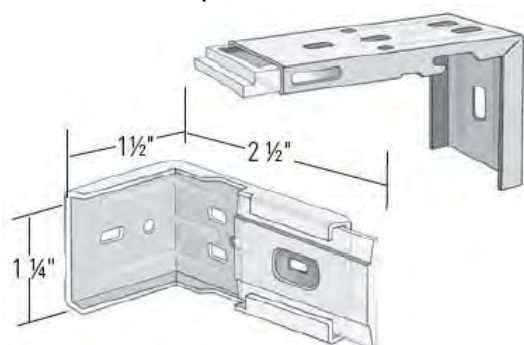
- Cassette Cords and Bottom rail will be color coordinated.



Cassette Dimensions



Brackets
(Provided for both Curved & Square Cassettes)



Cord Tensioner



Bottom Bar Specifications

Bottom Bar Options


- Bottom bar color will match the cassette.
- Clutch and motorized shades come standard with an unwrapped rounded or square bottom bar, and can be fabric wrapped for a surcharge.
- Cordless bottom bars have a rounded shape and come standard unwrapped. Cordless bottom bars can be fabric wrapped for a surcharge.




Rounded Bottom Bar - Unwrapped
(standard for clutch & motorized)



Square Bottom Bar - Unwrapped
(standard for clutch & motorized)



Cordless Bottom Bar - Unwrapped
(standard for cordless)



Rounded Bottom Bar - Wrapped
(surcharge option for clutch & motorized)

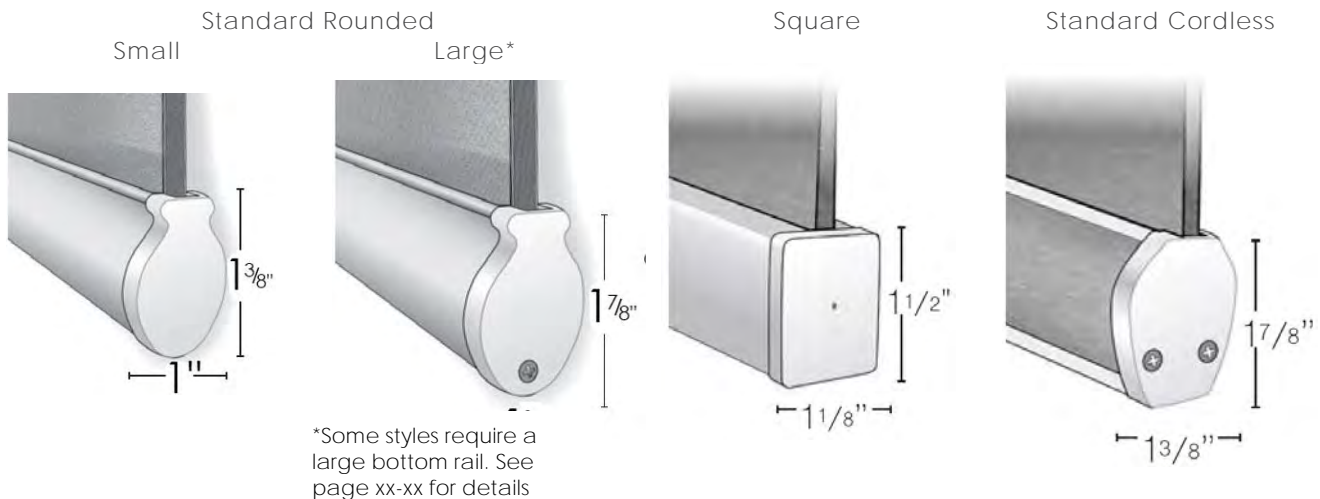


Square Bottom Bar - Unwrapped
(surcharge option for clutch & motorized)



Cordless Bottom Bar - Wrapped
(surcharge option)

Dimensions



Dual Sheer Shades

Shade Specifications

SHADE INSTALLATION SPECIFICATIONS

	Width		Height		Inside Mount Depth			Control End Gap	Idle End Gap	Fabric Width Deduction
	Minimum Width*	Maximum Width*	Minimum Height*	Maximum Height*	Flush		Minimum			
					Top Mount	Face Mount	Top Mount			
<u>Curved Cassette</u>										
Clutch or Loop	16"	110"	20"	108"	3 3/4"	3 3/4"	1"	5/8"	3/8"	1"
Motorized Pro Wand Control	23"	110"	20"	108"	3 3/4"	3 3/4"	1"	5/8"	3/8"	1"
Standard Lithium-Ion Motorized Remote Control	23"	110"	20"	108"	3 3/4"	3 3/4"	1"	5/8"	3/8"	1"
DC Plugin* Motorized Remote Control	15"	110"	20"	108"	3 3/4"	3 3/4"	1"	5/8"	3/8"	1"
Cordless (< 60" long)	20"	96"	20"	99"	3 3/4"	3 3/4"	1"	5/8"	3/8"	1"
Cordless(60"+ long)	24"									
<u>Square Cassette</u>										
Clutch or Chain	16"	110"	20"	108"	3 5/8"	3 5/8"	1"	5/8"	3/8"	1"
Motorized Pro Wand Control	23"	110"	20"	108"	3 5/8"	3 5/8"	1"	5/8"	3/8"	1"
Standard Motorized Remote Control	23"	110"	20"	108"	3 5/8"	3 5/8"	1"	5/8"	3/8"	1"
DC Plugin* Motorized Remote Control	15"	110"	20"	108"	3 3/4"	3 3/4"	1"	5/8"	3/8"	1"
Cordless (< 60" long)	20"	96"	20"	99"	3 3/4"	3 3/4"	1"	5/8"	3/8"	1"
Cordless(60"+ long)	24"									

A deduction of ¼" will be made to all IB shades.

Fabric Widths: Check the Fabric Reference Chart for individual fabric maximum width.

*Requires constant power supply for operation.

Fabric Reference

Color Code	Pattern Name	Color	Filter Type	Price Group	Fabric Width	Band Width		Component Color
						Fabric	Sheer	
AD13	Ada	Gray	Light Filtering	4	110"	3 in	2 in	Gray
AD12	Ada	Ivory	Light Filtering	4	110"	3 in	2 in	Ivory
AD11	Ada	White	Light Filtering	4	110"	3 in	2 in	White
N22	Asti	Anthracite	Light Filtering	1	110"	3 in	2 in	Grey
N20	Asti	Black/Black	Light Filtering	1	110"	3 in	2 in	Black
N17	Asti	Chocolate	Light Filtering	1	110"	3 in	2 in	Bronze
N13	Asti	Cream	Light Filtering	1	110"	3 in	2 in	Ivory
N24	Asti	Gray	Light Filtering	1	110"	3 in	2 in	Gray
N11	Asti	Ice White	Light Filtering	1	110"	3 in	2 in	White
N16	Asti	Latte	Light Filtering	1	110"	3 in	2 in	Bronze
N14	Asti	Oyster	Light Filtering	1	110"	3 in	2 in	Ivory
N15	Asti	Sand	Light Filtering	1	110"	3 in	2 in	Beige
N29	Asti	Stone	Light Filtering	1	110"	3 in	2 in	Grey
N21	Asti	Storm	Light Filtering	1	110"	3 in	2 in	Gray
N12	Asti	White	Light Filtering	1	110"	3 in	2 in	White
R218	Celeste	Antique	Light Filtering	4	110"	3 in	2 in	Brown
R214	Celeste	Bisque	Light Filtering	4	110"	3 in	2 in	Ivory
R112	Celeste	Black	Light Filtering	4	110"	3 in	2 in	Black
R216	Celeste	Earth	Light Filtering	4	110"	3 in	2 in	Brown
R111	Celeste	Off White	Light Filtering	4	110"	3 in	2 in	White
R219	Celeste	Silver Gray	Light Filtering	4	110"	3 in	2 in	Grey
R220	Celeste	Steel	Light Filtering	4	110"	3 in	2 in	Brown
R213	Celeste	White	Light Filtering	4	110"	3 in	2 in	White
R215	Celeste	White Gold	Light Filtering	4	110"	3 in	2 in	Ivory
CN04	Conway	Canyon	Light Filtering	1	110"	3 in	2 in	Bronze
CN03	Conway	Gray	Light Filtering	1	110"	3 in	2 in	Gray
CN02	Conway	Mineral	Light Filtering	1	110"	3 in	2 in	Gray
CN01	Conway	Sandstone	Light Filtering	1	110"	3 in	2 in	Ivory
CV12	Coventry	Alabaster	Light Filtering	4	110"	3.25 in	2.25 in	White
CV15	Coventry	Ash	Light Filtering	4	110"	3.25 in	2.25 in	White
CV17	Coventry	Espresso	Light Filtering	4	110"	3.25 in	2.25 in	White
CV14	Coventry	Soft Gray	Light Filtering	4	110"	3.25 in	2.25 in	White
CV16	Coventry	Titanium	Light Filtering	4	110"	3.25 in	2.25 in	White
CV11	Coventry	Winter	Light Filtering	4	110"	3.25 in	2.25 in	White
EM17	Emmerson	Ice	Light Filtering	4	108"	3.75 in	2.75 in	White
EM18	Emmerson	Ivory	Light Filtering	4	108"	3.75 in	2.75 in	Beige
EM16	Emmerson	Khaki	Light Filtering	4	108"	3.75 in	2.75 in	Bronze
EM12	Emmerson	Latte	Light Filtering	4	108"	3.75 in	2.75 in	Beige
EM11	Emmerson	Pearl	Light Filtering	4	108"	3.75 in	2.75 in	White
EM13	Emmerson	Soft Gray	Light Filtering	4	108"	3.75 in	2.75 in	Gray
FT04	Fletcher*	Almond	Room Darkening	5	108"	4 in	2.75 in	White
FT02	Fletcher*	Bark	Room Darkening	5	108"	4 in	2.75 in	Bronze
FT01	Fletcher*	Beige	Room Darkening	5	108"	4 in	2.75 in	Beige
FT03	Fletcher*	Gray	Room Darkening	5	108"	4 in	2.75 in	Gray
HD04	Hadley	Almond	Light Filtering	4	108"	4 in	2.75 in	White
HD02	Hadley	Bark	Light Filtering	4	108"	4 in	2.75 in	Bronze
HD01	Hadley	Beige	Light Filtering	4	108"	4 in	2.75 in	Beige
HD03	Hadley	Canvas	Light Filtering	4	108"	4 in	2.75 in	Beige
IV01	Irvine	Dark Gray	Light Filtering	4	108"	3 in	2 in	Gray
IV03	Irvine	Ice	Light Filtering	4	108"	3 in	2 in	White
IV02	Irvine	Soft Gray	Light Filtering	4	108"	3 in	2 in	Gray

* Pattern requires large bottom rail.

* Pattern not available with cordless system.

Fabric Reference

Color Code	Pattern Name	Color	Filter Type	Price Group	Fabric Width	Band Width		Component Color
						Fabric	Sheer	
LN15	Lennox*	Ash	Room Darkening	5	110"	3.25 in	2.25 in	Gray
LN13	Lennox*	Beige	Room Darkening	5	110"	3.25 in	2.25 in	Ivory
LN14	Lennox*	Chocolate	Room Darkening	5	110"	3.25 in	2.25 in	Brown
LN11	Lennox*	White	Room Darkening	5	110"	3.25 in	2.25 in	White
L60	Linen Sheer	Almond	Light Filtering	3	94"	3 in	2 in	Ivory
L63	Linen Sheer	Charcoal	Light Filtering	3	94"	3 in	2 in	Gray
L59	Linen Sheer	Ecru	Light Filtering	3	94"	3 in	2 in	Ivory
LK05	Loki*	Bark	Room Darkening	5	108"	4 in	2.75 in	Bronze
LK01	Loki*	Beige	Room Darkening	5	108"	4 in	2.75 in	Beige
LK02	Loki*	Charcoal	Room Darkening	5	108"	4 in	2.75 in	Gray
LK03	Loki*	Natural Gray	Room Darkening	5	108"	4 in	2.75 in	Gray
LK04	Loki*	White	Room Darkening	5	108"	4 in	2.75 in	Gray
M55	Lustre	Pearl	Light Filtering	4	94"	3 in	2 in	Ivory
M58	Lustre	Pewter	Light Filtering	4	94"	3 in	2 in	Gray
M56	Lustre	Silver	Light Filtering	4	94"	3 in	2 in	Gray
M57	Lustre	Steel	Light Filtering	4	94"	3 in	2 in	Gray
MR01	Marseille**	Driftwood	Light Filtering	4	106"	5.5 in	4 in	Gray
MR03	Marseille**	Ivory	Light Filtering	4	106"	5.5 in	4 in	Beige
MR02	Marseille**	Sky	Light Filtering	4	106"	5.5 in	4 in	Gray
MR04	Marseille**	Toffee	Light Filtering	4	106"	5.5 in	4 in	Bronze
D42	Milan	Anthracite	Light Filtering	3	110"	3 in	2 in	Black
D39	Milan	Ivory	Light Filtering	3	110"	3 in	2 in	Ivory
D41	Milan	Silver	Light Filtering	3	110"	3 in	2 in	Gray
D40	Milan	White Gold	Light Filtering	3	110"	3 in	2 in	Ivory
LB120	Nantucket*	Driftwood	Room Darkening	5	110"	3.25 in	2 in	Gray
LB121	Nantucket*	Gray	Room Darkening	5	110"	3.25 in	2 in	Gray
LB119	Nantucket*	Sand	Room Darkening	5	110"	3.25 in	2 in	Ivory
W31	Sierra	Champagne	Light Filtering	2	110"	3 in	2 in	Ivory
W35	Sierra	Chocolate	Light Filtering	2	110"	3 in	2 in	Brown
W34	Sierra	Clay	Light Filtering	2	110"	3 in	2 in	Beige
W33	Sierra	Earth	Light Filtering	2	110"	3 in	2 in	Ivory
W32	Sierra	Eggshell	Light Filtering	2	110"	3 in	2 in	Beige
W37	Sierra	Mineral	Light Filtering	2	110"	3 in	2 in	Gray
W36	Sierra	Steel Blue	Light Filtering	2	110"	3 in	2 in	Gray
GB2105	Umbria*	Chocolate	Room Darkening	5	110"	3.25 in	2 in	Brown
GB1101	Umbria*	Clay	Room Darkening	5	110"	3.25 in	2 in	Gray
GB2104	Umbria*	Latte	Room Darkening	5	110"	3.25 in	2 in	Ivory
GB1100	Umbria*	Ocher	Room Darkening	5	110"	3.25 in	2 in	Ivory
GB199	Umbria*	Platinum	Room Darkening	5	110"	3.25 in	2 in	Ivory
GB198	Umbria*	White	Room Darkening	5	110"	3.25 in	2 in	White
EB1110	Vicenza*	Black	Room Darkening	4	110"	3.25 in	2 in	Black
EB1109	Vicenza*	Charcoal	Room Darkening	4	110"	3.25 in	2 in	Black
EB2118	Vicenza*	Chocolate	Room Darkening	4	110"	3.25 in	2 in	Brown
EB2114	Vicenza*	Clay	Room Darkening	4	110"	3.25 in	2 in	Gray
EB2117	Vicenza*	Earth	Room Darkening	4	110"	3.25 in	2 in	Brown
EB2113	Vicenza*	Gray	Room Darkening	4	110"	3.25 in	2 in	Gray
EB1108	Vicenza*	Ivory	Room Darkening	4	110"	3.25 in	2 in	Ivory
EB2116	Vicenza*	Pewter	Room Darkening	4	110"	3.25 in	2 in	Gray
EB2111	Vicenza*	Silver	Room Darkening	4	110"	3.25 in	2 in	Ivory
EB2115	Vicenza*	Steel	Room Darkening	4	110"	3.25 in	2 in	Gray

* Pattern requires large bottom rail.

* Pattern not available with cordless system.

Control Options – Clutch, Cordless and Wand Control

Clutch Control Shades

- Metal chain is standard.

Clutches and loop tensioners are always clear. Cord loops come size closest to $\frac{3}{4}$ length of shade is standard. A different size may additional charge.

Compliant cord tensioners are provided with clutch control shades. Cord tensioners secure the cord loop to the wall or window. They must be installed for the shade to be compliant with safety regulations and to operate properly.

Standard Cord Lengths
19.5"
29.5"
39"
49"
59"
69"
79"
89"
98"



Cordless Control

- Easy to use cordless system
- Bottom rail will match the shade component color
- Fabric wrapped bottom rail not available
- Lift Assist pole available to help raise and lower. Pole telescopes to 53"

Pricing

Net

Cordless System

\$72



Lift Assist



Cordless Handle with Lift Assist



Wand Control

Pro Wand control shades are a good alternative to cordless when the window or shade side makes it difficult to raise or lower the shade.

- Pro Wand shades are powered by a rechargeable battery motor and are operated using a wand, which hangs to the side of the shade.
- Motor easily charged using port in the bottom of the wand handle.
- Only available in white
- Available in 4 wand lengths: 24", 36", 48" and 60".

Pricing

Net

Wand Control Motor
Wand Motor Charger

\$100
\$31



Wand Handle



Charging Port



Control Options – Remote Control

Motors

- Standard – Re-chargeable lithium ion battery
- Quiet Lift – Upgraded re-chargeable lithium ion battery that features a more quiet lift.
- Plug – requires nearby power outlet for continuous power
- Battery Pack – External re-chargeable lithium-ion battery pack.
- Battery Tube – External tube powered with AA batteries.
-

Operation

- Remotes are available in single or 15 channel remotes and each channel can operate up to 20 shades.
- Wall switches are available 15 channel switches remotes and each channel can operate up to 20 shades.
- Pro Hub provides automated control capabilities through smart phones or other devices.
 - Connects through 2.4 GHz Wi-Fi or directly to router with ethernet cable.
 - Works with Connector+ App, Amazon Alexa, Control4, Google Home, IFTTT, RTI, Samsung Smart Things, and Siri Short Cuts.



15 Channel Remote



15 Channel Wall Switch



Pro Hub

Motorization Pricing	Net
Remote Control Motors	
Standard	\$172
External Power Plug	\$172
External Battery Pack	\$172
External Battery Tube	\$172
Power	
Remote Charger (16 ft)	\$31
Controls	
15 Channel Remote	\$45
15 Channel Wall Switch	\$45
Pro Connector Hub	\$171

Motors

Motor Option	(Standard)	(12V DC)	(Battery Pack)	(Battery Tube)
Motor Type	Standard Lift	Standard Lift	Standard Lift	Standard Lift
Power Type	Internal Battery	External Power	External Battery	External Battery
Power Supply	Rechargeable Lithium Ion Battery	External Plug	Rechargeable Lithium-Ion Battery Pack	AA Battery Tube
Charger	• 16.5' Micro USB-C	N/A	• 16.5' Micro USB-C	N/A
Available Controls	• 15 Channel Remote • 15 Channel Wall Switch	• 15 Channel Remote • 15 Channel Wall Switch	• 15 Channel Remote • 15 Channel Wall Switch	• 15 Channel Remote • 15 Channel Wall Switch
Automation	Pro Hub	Pro Hub	Pro Hub	Pro Hub

Price Charts

Fabric Wrapped	24"	30"	36"	42"	48"	54"	60"	66"	72"	84"	96"	110"
Bottom Rail	29	37	46	52	60	67	83	83	89	105	119	135
Square Cassette	80	80	80	80	80	80	80	80	80	80	80	80

Group 1	Asti	Conway												
	Width to:	24"	30"	36"	42"	48"	54"	60"	66"	72"	84"	96"	110"	
Length to:	36"	213	228	243	261	277	292	318	340	358	419	479	539	
	42"	223	242	261	279	298	336	373	397	419	489	558	629	
	48"	234	255	277	298	340	383	425	453	479	558	639	719	
	54"	243	267	292	336	383	431	479	511	539	629	719	808	
	60"	255	282	318	373	425	479	532	567	600	698	798	899	
	66"	266	294	352	409	469	527	584	624	658	769	879	987	
	72"	277	318	383	448	511	576	640	680	719	838	958	1077	
	78"	288	345	415	486	554	622	692	735	778	908	1037	1168	
	84"	298	373	448	521	595	670	746	794	838	979	1118	1257	
	90"	318	400	479	558	640	719	798	851	899	1047	1197	1348	
	96"	340	425	511	595	680	766	852	907	958	1118	1276	1437	
	108"	383	479	576	670	766	861	958	1019	1077	1257	1437	1616	

Group 2	Sierra												
	Width to:	24"	30"	36"	42"	48"	54"	60"	66"	72"	84"	96"	110"
Length to:	36"	259	274	289	306	322	338	368	391	414	483	553	621
	42"	267	288	306	324	343	387	430	458	483	565	644	725
	48"	279	301	322	343	392	442	491	522	553	644	735	828
	54"	289	313	338	387	442	496	553	589	621	725	828	931
	60"	301	328	368	430	491	553	614	652	691	805	919	1035
	66"	312	340	406	471	540	606	675	719	758	885	1012	1138
	72"	322	368	442	516	590	662	735	783	828	965	1104	1242
	78"	333	398	479	558	639	718	797	849	896	1046	1196	1345
	84"	343	430	516	601	685	772	859	914	965	1126	1286	1449
	90"	368	461	553	644	735	828	919	980	1035	1207	1378	1552
	96"	392	491	590	685	785	883	981	1044	1104	1286	1472	1655
	108"	442	553	662	772	883	993	1104	1174	1242	1449	1655	1863

Group 3	Linen Sheer	Milan												
	Width to:	24"	30"	36"	42"	48"	54"	60"	66"	72"	84"	96"	110"	
Length to:	36"	301	318	336	353	369	387	392	432	457	531	607	683	
	42"	312	333	353	373	392	442	458	503	531	621	708	798	
	48"	324	347	369	392	449	504	522	576	607	708	810	911	
	54"	336	362	387	442	504	568	589	647	683	798	911	1024	
	60"	347	375	420	491	562	630	653	720	759	885	1012	1139	
	66"	358	390	463	540	617	693	720	791	836	974	1114	1252	
	72"	369	420	504	589	673	757	785	862	911	1063	1214	1366	
	78"	381	457	547	639	729	821	851	935	987	1151	1316	1481	
	84"	392	491	589	687	785	883	916	1007	1063	1240	1418	1594	
	90"	420	526	630	735	840	946	981	1078	1139	1330	1519	1708	
	96"	449	562	673	785	896	1009	1046	1150	1214	1418	1620	1823	
	108"	504	630	757	883	1009	1135	1178	1296	1366	1594	1823	2050	

Price Charts

Fabric Wrapped	24"	30"	36"	42"	48"	54"	60"	66"	72"	84"	96"	110"
Bottom Rail	29	37	46	52	60	67	83	83	89	105	119	135
Square Cassette	80	80	80	80	80	80	80	80	80	80	80	80

Group 4	Ada	Celeste	Coventry		Emerrson	Hadley	Irvine	Lustre	Vicenza				
	Width to:	24"	30"	36"	42"	48"	54"	60"	66"	72"	84"	96"	110"
Length to:	36"	374	391	408	425	442	461	499	530	558	652	746	839
	42"	386	406	425	445	466	525	582	618	652	760	868	979
	48"	397	419	442	466	532	599	667	706	746	868	993	1117
	54"	408	434	461	525	599	673	748	795	839	979	1117	1257
	60"	419	448	499	582	667	748	832	883	931	1087	1242	1396
	66"	431	464	549	641	731	823	914	972	1024	1195	1366	1536
	72"	442	499	599	698	798	899	997	1060	1117	1304	1489	1676
	78"	453	542	650	757	865	972	1082	1148	1211	1412	1614	1815
	84"	466	582	698	815	931	1047	1163	1236	1304	1520	1738	1955
	90"	499	624	748	873	997	1122	1247	1324	1396	1630	1863	2095
96"	532	667	798	931	1065	1197	1331	1412	1489	1738	1985	2234	
108"	599	748	899	1047	1197	1347	1497	1590	1676	1955	2234	2515	

Group 5	Fletcher	Lennox	Loki	Nantucket	Umbria								
	Width to:	24"	30"	36"	42"	48"	54"	60"	66"	72"	84"	96"	110"
Length to:	36"	451	468	483	499	516	531	576	613	647	755	862	987
	42"	463	480	499	517	538	605	672	714	755	882	1007	1151
	48"	471	493	516	538	614	691	766	816	862	1007	1150	1319
	54"	483	508	531	605	691	777	862	918	970	1133	1294	1488
	60"	493	520	576	672	766	862	958	1020	1078	1258	1438	1647
	66"	504	534	632	738	844	950	1055	1122	1186	1384	1582	1812
	72"	516	576	691	805	921	1036	1150	1224	1294	1509	1726	1977
	78"	526	624	748	873	997	1122	1247	1326	1403	1636	1869	2140
	84"	538	672	805	940	1074	1208	1343	1428	1509	1762	2013	2306
	90"	576	719	862	1007	1150	1294	1438	1531	1619	1888	2157	2470
	96"	614	766	921	1074	1227	1381	1535	1633	1726	2013	2302	2635
	108"	691	862	1036	1208	1381	1553	1726	1837	1942	2265	2590	2964

Warranty

Limited Lifetime Warranty

This product is warranted against defects in materials and workmanship, provided that:

1. The product was installed according to the product instructions.
2. Our recommendations were followed regarding limitations and specifications of the product.

CACO, Inc. reserves the right to determine if your shade warrants a repair or partial replacement of any parts. If necessary, CACO, Inc. will replace your shade with a new shade of equal or superior value. This shall be your sole remedy under this warranty.

Your shade may also show some fading and discoloration over time. This is not considered a defect for the purposes of this warranty.

This Limited Lifetime Warranty excludes all motors, controls and accessories that are warranted for only a period of five years from the date of purchase. Failure to follow the proper installation, charging and use instructions will invalidate the warranty for motors, remotes, wands and hubs.

This Limited Lifetime Warranty applies only to the original retail purchaser with proof of purchase.

This Limited Lifetime Warranty does not cover the removal or installation of original or replacement shades. This Limited Lifetime Warranty does not cover damage or defects caused by, or resulting from improper maintenance, neglect or improper use, wear and tear, abuse, neglect, accidents, alteration, commercial use, installation, removal or reinstallation or exposure to excessive moisture.

Your Rights Under State Law

These warranties give you specific legal rights. You may also have other rights which may vary from State to State. In no event shall CACO, Inc. be liable for incidental or consequential damages or for any other direct or indirect damage, loss, cost, expense or fee. Some states do not allow the exclusion or limitation of incidental or consequential damages, so the above limitation or exclusion may not apply to you. These warranties are exclusive and in lieu of all other obligations, liabilities, disclaimers or warranties.