



CACO, INC.
WINDOW FASHIONS

Version 1
3/1/2026

Retail Price Guide 2026

Boone Cellular Shades

Table of Contents

<u>Customer Service Policies</u>	1-2
<u>Boone Collection Cellular Shades</u>	
Features & Benefits	3
Style Options	4
Headrail and Stacking Charts	5
Standard Features, Surcharges & Limitations	6
Fabric Selections & Coordination	7-8
Color Availability	9
Fabric Price Group Charts	10
Price Charts	11-12
Motorization	
Simple Touch	13
Automate	14
Special Shades	
Slider Cellular Shades	15
Arches	16
Specialty Shapes	17
Simply Cordless Systems	18
Warranty	19

 WARNING		03/2023 ANEV/NCMA 5.1.1
		<p>Window Blind Cord Strangulation Risk A damaged, loose, or missing tension device poses a strangulation risk to children. Remove from use and repair or replace if tension device is damaged, loose, or missing.</p>
 ADVERTENCIA		<p>Riesgo de estrangulamiento por cordón de persiana Un dispositivo de tensión dañado, suelto o faltante presenta un riesgo de estrangulamiento para niños. Retire y repare o reemplace si el dispositivo de tensión está dañado, suelto o falta.</p>

How to place an order

For your convenience, CACO provides you with the option of placing orders by either telephone, email, online or fax (if placed by fax, CACO will provide order forms at no additional cost; customers must request forms). Orders placed after 3:00 pm EST will be forwarded to the next business day.

Telephone orders

CACO Customer Service Representatives are available between the hours of 8:30 am and 5:00 pm Eastern Standard time at **1-800-552-5278**. Any order placed by phone requires a signed order confirmation returned to customer service by fax or email before proceeding with order. Keep in mind, when phoning in your order, it is important to have the following information available:

- Account number (if known)
- Individuals name that is calling
- P.O. number and/or side mark
- Color or colors
- Type of product ordered
- Measurements (width-first, length-second)
- Inside or outside mount (i.m./i.b or o.m./o.b)
- Control instructions
- Ship to address if different than sold-to
- Special instructions for shipping
- Valance instructions
- Any other special instructions
- Quote number, if order is placed from a previous quote

Fax and Email Orders

Fax orders can be placed any time of day or night including holidays at **1-866-926-5836** or email to **customerservice@cacoinc.com**. To ensure order accuracy for faxed orders, it is advisable to use the order forms CACO supplies or a comparable form. It is important to note the number of pages of your order, including the cover sheet to ensure that no pages will be missing. For fax or email orders please include all of the same information required for telephone orders. Any omission of pertinent information will only delay your orders manufacturing time.

Online Orders

Orders can be placed online at <https://88043.picbusiness.com/>. If you your account has not been set up to access our online portal, please contact support@cacoinc.com to sign up. This access allows you to quote, order as well as make payments online. Please note shutters are not available online to quote or place as orders, you will need to contact customer service for information about these products. Additionally, orders are released from internet hold and reviewed for credit at the daily 2:30 PM EST cutoff. Any orders submitted online after this time will be reviewed the following business day.

How to expedite an order

In some occasions we may be able to provide a faster ship date for emergency situations, however customer service must be contacted when placing this type of order to verify. Additionally, if next day and second day shipping are required the customer will incur any additional shipping cost for expedited shipping.

How to add on or make changes to an order

In the event that you wish to add to your original order, it is possible, if the order has not moved into fabrication. You will be required to submit changes in writing and must be signed by a person of authority indicating the items you wish to add or change. No verbal requests can be made. You will need to refer to the original P.O. number and indicate clearly the additions or changes you're requesting. Note: because add-ons may affect production time, check with customer service for any possible delays.

How to cancel an order

Cancellations or changes require an immediate response and can only take place up until the start of fabrication. You must first identify your P.O. number or side mark and then state the cancellation or change. Cancellations must be faxed or emailed in writing only, phone calls are not permitted. If an order has already been cut, a minimum charge of 50% will apply.

Should you order for the same room at different times?

This is a frequently asked question and should be addressed and explained at the point of sale. Under normal circumstances blinds, shades and verticals should be ordered for the same room at one time to prevent color deviations, as a result of dye and paint color variations from original lot to the other. If additional blinds, shades or verticals are ordered at a later time for the same room there can be a distinct color difference from the existing product to the new product. Also, window coverings that have been previously installed can have shade differentiations from newer products due to the progress of aging.

Questions concerning an order

Once you contact customer service you must have your P.O. number and/or side mark available.

Shipping and Handling Charges

- **Minimum order Fee:** \$25 shipping and handling fee will be added to any order with 2 units or less.
- **Per Unit Fee:** \$10 per unit shipping and handling fee will be added for all delivery orders with more than 2 units in lieu of the minimum order charge.
- **>90" Oversized Fee:** Any order with a product over 90" width (including oversized items such as valances that are not ordered spliced) will have an oversized fee of \$90 per unit up to \$180 maximum fee in addition to any minimum or per unit shipping and handling fees.
- **>104" Extended Oversized Fee:** Any order with a product over 104" (including oversized items such as valances that are not ordered spliced) will ship by LTL carrier and will incur an additional \$120 extended oversized fee per order in addition to any applicable minimum order, per unit and oversized handling fees.
- Accessorial LTL Truck delivery charges such as liftgate, inside delivery, re-consignment, re-delivery, etc. will be the responsibility of the receiving party.

Credit and additional charges

Open accounts are established by submitting a CACO credit application. You will be required to list trade and bank references as well as a current sales tax id number. C.O.D. accounts are also obligated to submit a credit application. Invoices are due within 30 days of the date posted. After 30 days accounts will be charged 1.5% interest per month. CACO reserves the right not to ship to accounts with past due balances.

Payment Policy

Current payment methods accepted are check, emailed or faxed checks for ACH processing, credit cards (Mastercard, Visa, Discover) and online payments by credit card or bank draft. Due to additional credit card fees, effective March 8th, a 2% processing fee will be added to all credit card payments. This fee can be avoided by either mailing checks to our PO Box or to expedite payments send a copy of your check along with our Check by Fax form by email to customerservice@cacoinc.com or fax to (866) 552-5278. Please note CACO will not automatically charge any credit card or process ACH transaction without a current, on file preauthorization forms, otherwise approval will be required at the time of each transaction.

If you receive product that has been visibly damaged while in transit

Before accepting any shipments, please examine each carton carefully. If shipment shows any signs of mistreatment or damage, i.e., wheel marks, crushed or bent cartons note this on the bill of lading and have the driver sign it and note damage. Should a replacement be necessary, CACO will bill you. Your replacement invoice will enable you to file a claim with the responsible carrier. It is imperative that you count all cartons prior to signing the bill of lading; any shortages must be noted on the bill of lading with the driver's signature.

Shipping discrepancies

If the product received does not agree with your packing slip, contact a CACO customer service representative within 24 hours. Your representative will verify any action needed for a resolution and expedite any necessary replacements.

If you should receive a defective product

Your warranty protects you against defective products (please read your warranty for all information, disclaimers and liabilities). Should you receive a defective product, contact CACO customer service and provide detailed information including your P.O. number. If the product is not sent back for repair, you will be invoiced for a replacement and required to return back the original product to CACO for inspection. Any issue arising past 30 days from receipt of original order will be required to return product for repair.

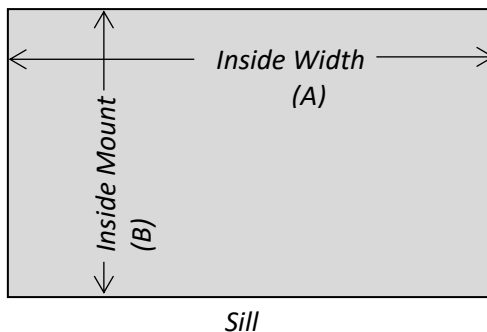
How to Measure

Inside mount

A. Measure the window opening at three different places and use the narrowest dimension when ordering. Be exact! The factory will make the blind slightly narrower, so it won't rub against the window casing. (See A inside mount).

B. Measure the height of the window from the top (soffit) down to the sill. NOTE: The finished blind length may have a tolerance of based on product.

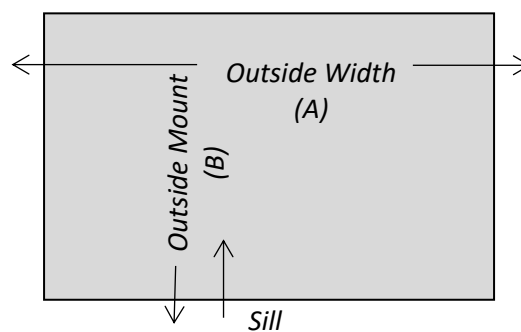
Based on product, CACO will automatically make a deduction on width for measurements submitted as inside mount.



Outside mount

Measure exact width and height of the area to be covered. It is recommended that blinds overlap the window opening by at least 1 1/2" on each side to insure privacy and control sunlight. (See A outside mount). When installation is designed for "no sill," allow the blind to overlap the bottom of the window casing by at least 1 1/2". Blinds will be made to exact measurements given. NOTE: The finished blind length may have a tolerance of based on product.

CACO will not make any deductions for measurements submitted as outside mount.



Features & Benefits

FEATURES & BENEFITS

- Honeycomb construction provides superior insulation and energy efficiency.
- No visible cords or cord holes reduces light leaks and adds to the fashionable appeal.
- Fabric available in wide widths to cover large expansive windows with no seams or overlap.
- 100% crisp polyester fabric repels dust and dirt and is easy to clean and maintain.
- Multiple design options and operating systems available to provide the perfect solution for the single homeowner to the busiest family.

FABRICS

Cellular Shades are built with beauty and your comfort in mind, featuring durable, low-maintenance fabrics and a broad spectrum of designer colors, neutrals, and bold hues including specialty fabrics like lux, slubs, crush and printed designs. Cellular Shades are among the most energy-efficient window coverings available. The insular property of cellular fabrics is attributed to its unique construction. The signature candlelight glow and handcrafted feel of the cellular fabric brings world-class elegance to your home, office or retail environment.

VERSATILITY

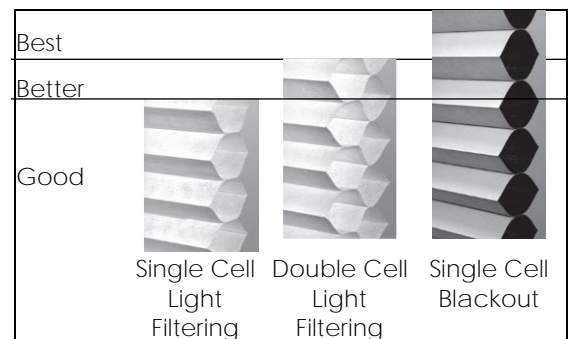
- Create unlimited custom lighting solutions with a full range of opacities
- Light Filtering fabrics feature rich, vibrant color
- Blackout fabrics offer extended light control and privacy

LIGHT FILTERING FABRICS

- Transmit filtered light with no view through the shade
- Provide moderate privacy
- Available in 3/4", 9/16" and 1 1/4" Single Cell, 7/16" Double Cell and 3/4" Cell-in-a-Cell Fabrics

BLACKOUT FABRICS

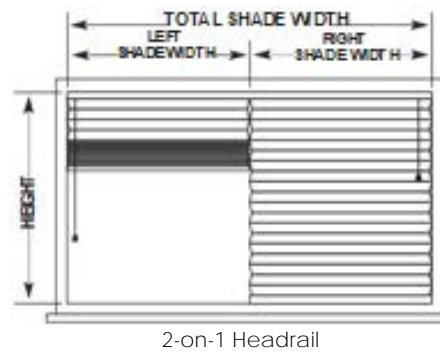
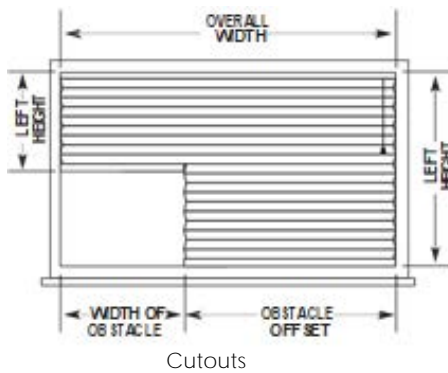
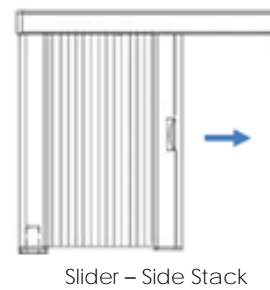
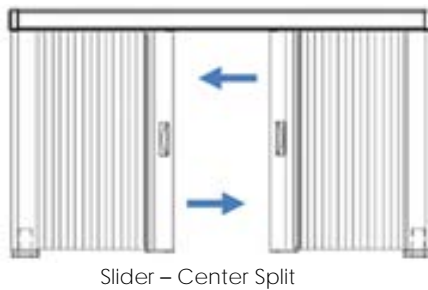
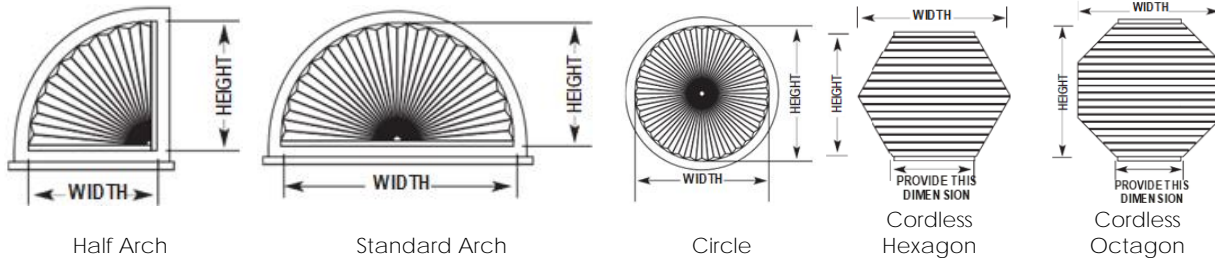
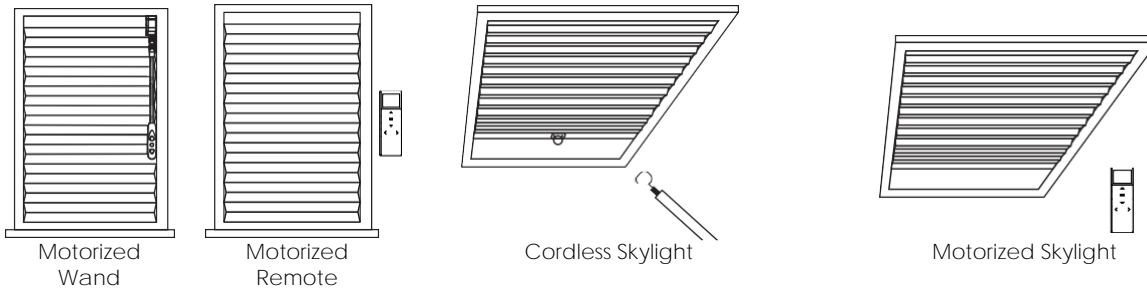
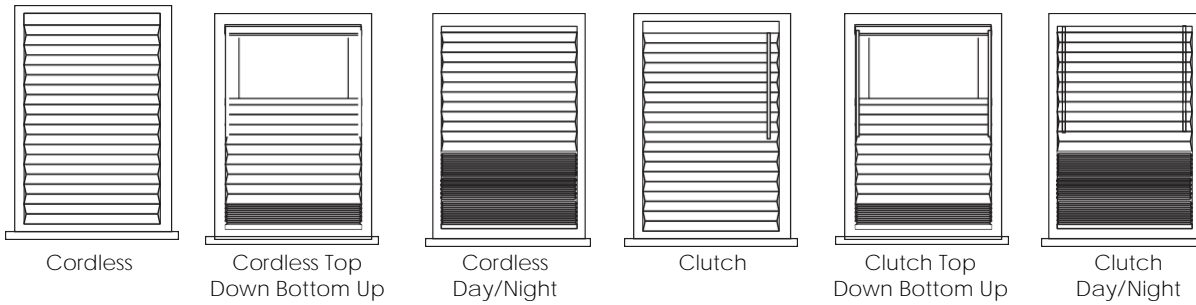
- Blocks 99% of outside light
- Provides complete privacy and light control
- Available in 3/4", 9/16" and 1 1/4" Single Cell



ENERGY EFFICIENCY

Cellular shades are among the most energy-efficient window coverings available. The insular property of cellular fabric is attributed to its unique cellular construction creating a barrier of chambers designed to reduce heat and the damaging effects of UV light. Our premium cellular fabrics are categorized into three simple levels of energy efficiency to help you maximize your budget and the comfort in your home.

Style Options



Boone Collection Cellular Shades

Headrail and Stacking Chart



Cordless shades pictured for headrail and bracket comparison. Additional shade selections will vary from based on components needed for operation. Bottom rails and middle rails will match headrail sizes.

* 9/16" Classic headrail standard. 3/4" Modern upgrade available for \$6.50 net per shade.

* 3/4" Modern headrail standard. 9/16" Classic option available at no charge.

Headrail Bracket Quantity	
Shade Width	Quantity
7" - 36"	2
36.1" ~ 72"	3
72.1" ~ 96"	4
96.1" ~ 120"	5
120.1" ~ 144"	6

Continuous Cord Length	
Shade Height	Length
< 40"	2 feet
40" - 57.9"	3 feet
58" - 72.9"	4 feet
73" - 85.9"	5 feet
86" - 107.9"	6 feet
≥ 108"	8 feet

Cell Size	Headrail Size	Mount Type	Clutch	Clutch TDBU	Cordless	Cordless TDBU	Motorization
9/16" or 7/16"	Standard 9/16" Classic	Minimum Mounting Space	7/8"	7/8"	7/8"	7/8"	7/8"
		Minimum Flush Mount	2"	2"	2"	2"	2"
3/4"	Upgrade 3/4" Modern	Minimum Mounting Space	1/2"	1/2"	1/2"	1/2"	1/2"
		Minimum Flush Mount	2 1/2"	2 1/2"	2 1/2"	2 1/2"	2 1/2"
3/4"	Optional 9/16" Classic	Minimum Mounting Space	7/8"	7/8"	7/8"	7/8"	7/8"
		Minimum Flush Mount	2 1/8"	2 1/8"	2 1/8"	2 1/8"	2 1/8"
1 1/4"	Standard 3/4" Modern	Minimum Mounting Space	1/2"	1/2"	1/2"	1/2"	1/2"
		Minimum Flush Mount	2 1/2"	2 1/2"	2 1/2"	2 1/2"	2 1/2"
1 1/4"	Optional 9/16" Classic	Minimum Mounting Space	7/8"	7/8"	7/8"	7/8"	7/8"
		Minimum Flush Mount	2 1/2"	2 1/2"	2 1/2"	2 1/2"	2 1/2"
3/4"	Standard 3/4" Modern	Minimum Mounting Space	1/2"	1/2"	1/2"	1/2"	1/2"
		Minimum Flush Mount	2 5/8"	2 5/8"	2 5/8"	2 5/8"	2 5/8"

Stacking Chart: This includes headrail and bottom rail (for corded system)													R Value
Fabric Type	Headrail and Bottom Rail												
	36" Drop	48" Drop	60" Drop	72" Drop	84" Drop	96" Drop	108" Drop	120" Drop	132" Drop	144" Drop			
3/4" Single Cell	Light Filtering	3.26	3.39	3.52	3.68	3.82	3.95	4.11	4.25	4.40	4.55	3.8	
	Blackout	3.20	3.35	3.50	3.65	3.80	3.95	4.10	4.23	4.38	4.51	4.4	
	Linen Print LF	3.39	3.55	3.71	3.86	4.02	4.18	4.34	4.49	4.66	4.81	3.6	
	Linen Print BO	3.30	3.42	3.55	3.67	3.80	3.94	4.06	4.20	4.32	4.45	4.2	
	Bamboo Print LF	3.26	3.39	3.52	3.68	3.82	3.96	4.13	4.26	4.41	4.56	3.8	
	Bamboo Print BO	3.20	3.35	3.50	3.65	3.80	3.95	4.10	4.23	4.38	4.51	4.4	
	Tweed Print LF	3.26	3.39	3.52	3.68	3.82	3.96	4.13	4.26	4.41	4.56	3.8	
	Tweed Print BO	3.20	3.35	3.50	3.65	3.80	3.95	4.10	4.23	4.38	4.51	4.4	
	Smooth LF	3.13	3.25	3.38	3.50	3.63	3.75	3.88	4.00	4.13	4.25	3.7	
	Smooth BO	2.90	2.98	3.06	3.14	3.22	3.30	3.39	3.47	3.56	3.64	4.4	
	LUX Linen LF	3.31	3.53	3.76	3.98	4.21	4.43	4.66	4.88	5.11	5.33	2.8	
	Slub Woven LF	3.48	3.67	3.82	4.01	4.17	4.32	4.48	4.67	4.82	5.01	2.8	
	Whisper Woven LF	3.23	3.36	3.46	3.57	3.68	3.80	3.90	4.02	4.14	4.25	2.7	
	Sheer LF	3.38	3.54	3.72	3.87	4.04	4.18	4.33	4.48	4.65	4.80	2.2	
3/4" Cell-In-A-Cell	Light Filtering	4.32	4.74	5.16	5.58	6.01	N/A	N/A	N/A	N/A	N/A	4.3	
9/16" Single Cell	Blackout	4.14	4.51	4.88	5.25	5.62	N/A	N/A	N/A	N/A	N/A	4.7	
9/16" Double Cell	Light Filtering	2.88	3.13	3.38	3.68	3.88	4.18	4.38	4.70	4.88	5.20	3.5	
	Blackout	2.69	2.88	3.06	3.25	3.44	3.63	3.81	4.00	4.19	4.38	4.3	
	Linen Print LF	3.00	3.25	3.50	3.75	4.00	4.25	4.50	4.75	5.00	5.25	3.5	
	Slub Woven LF	3.13	3.42	3.71	4.00	4.29	4.58	4.88	5.17	5.46	5.75	2.8	
	Fire Retardant LF	2.80	3.01	3.18	3.35	3.52	3.69	3.86	4.04	4.21	4.38	3.5	
1-1/4" Double Cell	Fire Retardant BO	2.74	2.91	3.09	3.25	3.39	3.54	3.68	3.83	3.97	4.13	4.3	
Single Cell	Light Filtering	3.27	3.43	3.61	3.80	3.96	4.15	4.31	4.49	4.65	4.89	3.9	
	Blackout	2.95	3.03	3.12	3.21	3.29	3.38	3.46	3.56	3.63	3.76	4.5	
7/16" Double Cell	Light Filtering	3.30	3.70	4.09	4.48	4.88	5.27	5.66	6.05	6.45	6.84	3.6	

to place an order call (800) 552-5278 or fax (866) 926-5836 or email customerservice@cacoinc.com

Standard Features, Surcharges and Size Limitations

Standard Features:

- Inside mount 1/4" standard deduction
- Color coordinated aluminum headrail and bottom rail
- Right control standard
- Standard Cordless module
- 9/16" Classic Headrail standard for 9/16" & 7/16" cell fabrics. 3/4" headrail available for \$24 per shade
Note only Simple Touch Wand and Fabric insert for Top Down Bottom Up shades available on 9/16" headrails.
- 3/4" Modern Headrail standard for 3/4" & 1 1/4" cell fabrics. 9/16" headrail option available at no charge.

Day/Night Shade Features:

- Aluminum headrail and bottom rail
- Color of top rail will match top fabric, middle and bottom rail will match bottom fabric
- Light filtering product on top area, blackout fabric on bottom area
- Standard Cordless module
- Maximum size is 72" x 72" for both loop control and cordless shades

Skylight Shade Features:

- Color coordinated middle rail with white (001) headrail and bottom rail.
- Side rails are available in the color cotton white (001) only
- Not available in 1 1/4" or Cell-in-a-Cell Fabrics
- Skylight shade can only be mounted inside
- Finished size must be provided, no deductions will be taken by manufacturer
- Headrail including endcaps will be 5/8" less than finished size
- Skylight poles are available in two options, ordered separately
 - 3ft – 5ft \$82 retail
 - 5ft – 9ft \$105 retail
- Automate Motorization available

Additional Shade Style Surcharges

- | | |
|---|---|
| • Top Down Bottom Up (Cordless or Clutch) | Retail
\$85 per shade |
| • Skylight | \$96 per shade |
| • Day/Night Shade – Two colors with top and bottom | Price as two shades & add together |
| • Tile Cutout – (No warranty with cutouts) | \$67 per side |
| • 2-on-1 or 3-on-1 Headrail (120" Maximum width) | Price as individual shades & add together |
| • 3/4" Modern headrail with 9/16" or 7/16" cell fabric choice | \$26 per shade |

Light Blockers (only available in White)

- Top Light Blocker (one piece per shade cut to the shade width with no deduction) \$9 per ft
- Side Light Blockers (2 pieces per shade cut the shade height with no deduction) \$12 per ft

System Upgrade Surcharges

Width to:	24	30	36	42	48	54	60	66	72	84	96	108	120	132	144
Non-Moveable Arch, Quarter Arch or															
Moveable Trapezoid or Octagon															
Slider – Left Stack and Right Stack															
Slider Center Split															

Size Limitations

	Cordless	Clutch	Clutch TDBU	Clutch Day/Night	TDBU Cordless	Day/ Night	Day/Night Cordless	Skylight
Minimum Width	12"	12"	23"	23"	19"	12"	19"	16"
Minimum Length	10"	10"	10"	10"	10"	10"	10"	10"
Maximum Width	96"	120"	120"	72"	96"	72"	72"	60"
Maximum Height	96"	120"	120"	72"	84"	72"	72"	60"

9/16", 7/16", 1 1/4" Fabric Selections and color Components Coordination

9/16" Single Cell		
Solid Light Filtering		
Number	Description	Rail Color
PS310-001	Cotton	001
PS310-002	Snow White	002
PS310-003	Onion	006
PS310-004	Alabaster	006
PS310-005	Cream	006
PS310-006	Fawn	006
PS310-007	Biscuit	008
PS310-008	Pongee	008
PS310-009	Ocher	010
PS310-010	Tan	010
PS310-011	Terra Cotta	326
PS310-012	Cocoa	012
PS310-013	Spring Green	002
PS310-014	Water Green	015
PS310-015	Avocado	015
PS310-016	Roseate	016
PS310-019	Agate Red	020
PS310-020	Bordeaux	020
PS310-021	Gray Sheen	091
PS310-022	Marine Blue	091
PS310-023	Royal Gray	023
PS310-024	Jean Blue	023
PS310-025	Black	025
PS310-026	Wisteria	091
PS310-030	Anthracite	025
PS310-069	White Dove	001
PS310-070	Winter White	002
PS310-326	Dark Chocolate	326
PS310-346	Antique Pewter	025
PS310-470	Slate	025

9/16" Single Cell		
Solid Blackout		
Number	Description	Rail Color
PS320-001	Cotton	001
PS320-002	Snow White	002
PS320-003	Onion	006
PS320-004	Alabaster	006
PS320-006	Fawn	006
PS320-008	Pongee	008
PS320-009	Ocher	010
PS320-012	Cocoa	012
PS320-015	Avocado	015
PS320-020	Bordeaux	020
PS320-021	Gray Sheen	091
PS320-024	Jean Blue	023
PS320-025	Black	025
PS320-069	White Dove	001
PS320-070	Winter White	002
PS320-326	Dark Chocolate	326
PS320-346	Antique Pewter	025
PS320-470	Slate	025

9/16" Single Cell		
Linen Print Light Filtering		
Number	Description	Rail Color
PS331-012	Cocoa	012
PS331-032	Sand	006
PS331-034	Gray	091
PS331-326	Dark Chocolate	326
PS331-514	Misty Gray	002

9/16" Single Cell		
Slub Woven Light Filtering		
Number	Description	Rail Color
PS375-001	Cotton	001
PS375-004	Alabaster	006
PS375-012	Cocoa	012
PS375-012	Gray Sheen	091
PS375-326	Dark Chocolate	326

9/16" Single Cell		
Flame Retardant Light Filtering		
Number	Description	Rail Color
PS310-001FR	Cotton	001
PS310-006FR	Fawn	006
PS310-008FR	Pongee	008
PS310-070FR	Winter White	002

9/16" Single Cell		
Flame Retardant Blackout		
Number	Description	Rail Color
PS320-001FR	Cotton	001
PS320-006FR	Fawn	006
PS320-008FR	Pongee	008
PS320-070FR	Winter White	002

7/16" Double Cell		
Solid Light Filtering		
Number	Description	Rail Color
PX3A0-001	Cotton	001
PX3A0-002	Snow White	002
PX3A0-004	Alabaster	006
PX3A0-006	Fawn	006
PX3A0-008	Pongee	008
PX3A0-009	Ocher	010
PX3A0-010	Tan	010
PX3A0-020	Bordeaux	020
PX3A0-021	Gray Sheen	091
PX3A0-069	White Dove	001
PX3A0-070	Winter White	002
PX3A0-023	Royal Gray	023
PX3A0-025	Black	025
PX3A0-326	Dark Chocolate	326

1 1/4" Single Cell		
Light Filtering		
Number	Description	Rail Color
PS610-001	Cotton	001
PS610-006	Fawn	006
PS610-021	Gray Sheen	091

1 1/4" Single Cell		
Blackout		
Number	Description	Rail Color
PS620-001	Cotton	001
PS620-006	Fawn	006
PS620-021	Gray Sheen	091

3/4" Fabric Selections and color Components Coordination

3/4" Single Cell		
Solid Light Filtering		
Number	Description	Rail Color
PS410-001	Cotton	001
PS410-002	Snow White	002
PS410-003	Onion	006
PS410-004	Alabaster	006
PS410-005	Cream	006
PS410-006	Fawn	006
PS410-007	Biscuit	008
PS410-008	Pongee	008
PS410-009	Ocher	010
PS410-010	Tan	010
PS410-011	Terra Cotta	326
PS410-012	Cocoa	012
PS410-013	Spring Green	002
PS410-014	Water Green	015
PS410-015	Avocado	015
PS410-016	Roseate	016
PS410-019	Agate Red	020
PS410-020	Bordeaux	020
PS410-021	Gray Sheen	091
PS410-022	Marine Blue	091
PS410-023	Royal Gray	023
PS410-024	Jean Blue	023
PS410-025	Black	025
PS410-026	Wisteria	091
PS410-030	Anthracite	025
PS410-069	White Dove	001
PS410-070	Winter White	002
PS410-326	Dark Chocolate	025
PS410-346	Antique Pewter	025
PS410-470	Slate	025
PS410-519	Stone	012
PS410-786	Greige	002
PS410-788	Pale Slate	091

3/4" Single Cell		
Solid Blackout		
Number	Description	Rail Color
PS420-001	Cotton	001
PS420-002	Snow White	002
PS420-003	Onion	006
PS420-004	Alabaster	006
PS420-006	Fawn	006
PS420-008	Pongee	008
PS420-009	Ocher	010
PS420-012	Cocoa	012
PS420-015	Avocado	015
PS420-020	Bordeaux	020
PS420-021	Gray Sheen	091
PS420-024	Jean Blue	023
PS420-025	Black	025
PS420-030	Anthracite	025
PS420-069	White Dove	001
PS420-070	Winter White	002
PS420-326	Dark Chocolate	326
PS420-346	Antique Pewter	025
PS420-326	Dark Chocolate	326
PS420-470	Slate	025

3/4" Single Cell		
Smooth Light Filtering		
Number	Description	Rail Color
PS43C-001	Cotton	001
PS43C-002	Snow White	002
PS43C-005	Cream	006
PS43C-070	Winter White	006

3/4" Single Cell		
Smooth Blackout		
Number	Description	Rail Color
PS44C-002	Snow White	002
PS44C-005	Cream	006
PS44C-021	Gray Sheen	001
PS44C-070	Winter White	001

3/4" Single Cell		
Linen Print Light Filtering		
Number	Description	Rail Color
PS431-012	Cocoa	012
PS431-032	Sand	006
PS431-034	Gray	091
PS431-326	Dark Chocolate	326
PS431-514	Misty Gray	002

3/4" Single Cell		
Linen Print Black Out		
Number	Description	Rail Color
PS441-012	Cocoa	012
PS441-032	Sand	006
PS441-034	Gray	091
PS441-326	Dark Chocolate	326
PS441-514	Misty Gray	002

3/4" Single Cell		
Bamboo Print Light Filtering		
Number	Description	Rail Color
PS41RA-023	Royal Gray	091
PS41RA-346	Antique Pewter	091
PS41RA-514	Misty Gray	002
PS41RA-519	Stone	012
PS41RA-583	Dark Gray Sheen	091

3/4" Single Cell		
Bamboo Print Blackout		
Number	Description	Rail Color
PS42RA-023	Royal Gray	091
PS42RA-346	Antique Pewter	091
PS42RA-514	Misty Gray	002
PS42RA-519	Stone	012
PS42RA-583	Dark Gray Sheen	091

3/4" Single Cell		
Tweed Print Light Filtering		
Number	Description	Rail Color
PS413-069	White Dove	001
PS413-004	Alabaster	006
PS413-514	Misty Gray	002
PS413-583	Dark Gray Sheen	091
PS413-344	Pebble	025

3/4" Single Cell		
Tweed Print Blackout		
Number	Description	Rail Color
PS423-069	White Dove	001
PS423-004	Alabaster	006
PS423-514	Misty Gray	002
PS423-583	Dark Gray Sheen	091
PS423-344	Pebble	025

3/4" Cell-in-A-Cell		
Light Filtering		
Number	Description	Rail Color
PS41SS-001	Cotton	001
PS41SS-763	Taupe	002
PS41SS-764	Beige	002
PS41SS-765	Ivory	002
PS41SS-766	Classic Gray	091
PS41SS-823	Blue Wind	091
PS41SS-824	Gray Storm	091
PS41SS-025	Black	025
PS41SS-519	Bamboo Stone	012
PS41SS-346	Bamboo Antique	091

3/4" Cell-in-A-Cell		
Blackout		
Number	Description	Rail Color
PS42SS-001	Cotton	001
PS42SS-763	Taupe	002
PS42SS-764	Beige	002
PS42SS-765	Ivory	002
PS42SS-766	Classic Gray	091
PS42SS-823	Blue Wind	091
PS42SS-824	Gray Storm	091
PS42SS-025	Black	025
PS42SS-519	Bamboo Stone	012
PS42SS-346	Bamboo Antique	091

3/4" Single Cell		
Sheer Light Filtering		
Number	Color Description	Rail Color
PS360-001	Cotton	001
PS360-004	Alabaster	006

3/4" Single Cell		
LUX Linen Light Filtering		
Number	Description	Rail Color
PS47B-901	Porcelain	001
PS47B-919	Camel	006
PS47B-921	Stonington Gray	091
PS47B-930	Charcoal	091
PS47B-992	Hazelnut	012

3/4" Single Cell		
Slub Woven Light Filtering		
Number	Description	Rail Color
PS47S-001	Cotton	001
PS47S-004	Alabaster	006
PS47S-012	Cocoa	012
PS47S-021	Gray Sheen	091
PS47S-326	Dark Chocolate	326

3/4" Single Cell		
Whisper Woven Light Filtering		
Number	Description	Rail Color
PS47KO-001	Cotton	001
PS47KO-006	Fawn	006
PS47KO-583	Feather Gray	091
PS47KO-823	Blue Wind	091
PS47KO-824	Gray Storm	091

Color Availability

Cellular Fabrication Selection and Color Coordination																					
Fabric Color No.	Fabric Color Name	9/16"						3/4"										7/16"		1 1/4"	
		Single Cell LF	Single Cell BO	Single Cell Linen Print LF	Single Cell Slub Woven LF	Single Cell Fire Retardant LF & BO	Single Cell LF	Single Cell BO	Single Cell Bamboo LF & BO	Single Cell Smooth BO	Single Cell Linen Print LF & BO	Single Cell Tweed Print LF & BO	Single Cell Slub Woven LF	Single Cell LUX Linen LF	Single Cell Whisper Woven LF	Single Cell Sheer LF	Cell-In-A-Cell LF & BO	Double Cell LF	Single Cell LF	Single Cell BO	
001	Cotton	Yes	Yes	n/a	Yes	Yes	Yes	Yes	n/a	n/a	n/a	n/a	Yes	n/a	Yes	Yes	Yes	Yes	Yes	Yes	
002	Snow White	Yes	Yes	n/a	n/a	n/a	Yes	Yes	n/a	Yes	n/a	n/a	n/a	n/a	n/a	n/a	n/a	Yes	n/a	n/a	
003	Onion	Yes	Yes	n/a	n/a	n/a	Yes	Yes	n/a	n/a	n/a	n/a	n/a	n/a	n/a	n/a	n/a	n/a	n/a	n/a	
004	Alabaster	Yes	Yes	n/a	Yes	n/a	Yes	Yes	n/a	n/a	n/a	Yes	Yes	n/a	n/a	Yes	n/a	Yes	n/a	n/a	
005	Cream	Yes	n/a	n/a	n/a	n/a	Yes	n/a	n/a	Yes	n/a	n/a	n/a	n/a	n/a	n/a	n/a	Yes	n/a	n/a	
006	Fawn	Yes	Yes	n/a	n/a	Yes	Yes	Yes	n/a	n/a	n/a	n/a	n/a	n/a	Yes	n/a	n/a	Yes	Yes	Yes	
007	Biscuit	Yes	n/a	n/a	n/a	n/a	Yes	n/a	n/a	n/a	n/a	n/a	n/a	n/a	n/a	n/a	n/a	Yes	n/a	n/a	
008	Pongee	Yes	Yes	n/a	n/a	Yes	Yes	Yes	n/a	n/a	n/a	n/a	n/a	n/a	n/a	n/a	n/a	Yes	n/a	n/a	
009	Ocher	Yes	Yes	n/a	n/a	n/a	Yes	Yes	n/a	n/a	n/a	n/a	n/a	n/a	n/a	n/a	n/a	Yes	n/a	n/a	
010	Tan	Yes	n/a	n/a	n/a	n/a	Yes	n/a	n/a	n/a	n/a	n/a	n/a	n/a	n/a	n/a	n/a	Yes	n/a	n/a	
011	Terra Cotta	Yes	n/a	n/a	n/a	n/a	Yes	n/a	n/a	n/a	n/a	n/a	n/a	n/a	n/a	n/a	n/a	n/a	n/a	n/a	
012	Cocoa	Yes	Yes	Yes	Yes	n/a	Yes	Yes	n/a	n/a	Yes	n/a	Yes	n/a	n/a	n/a	n/a	Yes	n/a	n/a	
013	Spring Green	Yes	n/a	n/a	n/a	n/a	Yes	n/a	n/a	n/a	n/a	n/a	n/a	n/a	n/a	n/a	n/a	n/a	n/a	n/a	
014	Water Green	Yes	n/a	n/a	n/a	n/a	Yes	Yes	n/a	n/a	n/a	n/a	n/a	n/a	n/a	n/a	n/a	n/a	n/a	n/a	
015	Avocado	Yes	Yes	n/a	n/a	n/a	Yes	n/a	n/a	n/a	n/a	n/a	n/a	n/a	n/a	n/a	n/a	n/a	n/a	n/a	
016	Roseate	Yes	n/a	n/a	n/a	n/a	Yes	n/a	n/a	n/a	n/a	n/a	n/a	n/a	n/a	n/a	n/a	Yes	n/a	n/a	
019	Agate Red	Yes	n/a	n/a	n/a	n/a	Yes	n/a	n/a	n/a	n/a	n/a	n/a	n/a	n/a	n/a	n/a	n/a	n/a	n/a	
020	Bordeaux	Yes	Yes	n/a	n/a	n/a	Yes	Yes	n/a	n/a	n/a	n/a	n/a	n/a	n/a	n/a	n/a	Yes	n/a	n/a	
021	Gray Sheen	Yes	Yes	n/a	Yes	n/a	Yes	Yes	n/a	Yes	n/a	n/a	Yes	n/a	n/a	n/a	n/a	Yes	Yes	Yes	
022	Marine Blue	Yes	n/a	n/a	n/a	n/a	Yes	n/a	n/a	n/a	n/a	n/a	n/a	n/a	n/a	n/a	n/a	n/a	n/a	n/a	
023	Royal Gray	Yes	n/a	n/a	n/a	n/a	Yes	n/a	Yes	n/a	n/a	n/a	n/a	n/a	n/a	n/a	n/a	Yes	n/a	n/a	
024	Jean Blue	Yes	Yes	n/a	n/a	n/a	Yes	Yes	n/a	n/a	n/a	n/a	n/a	n/a	n/a	n/a	n/a	Yes	n/a	n/a	
025	Black	Yes	Yes	n/a	n/a	n/a	Yes	Yes	n/a	n/a	n/a	n/a	n/a	n/a	n/a	n/a	Yes	Yes	n/a	n/a	
026	Wisteria	Yes	n/a	n/a	n/a	n/a	Yes	n/a	n/a	n/a	n/a	n/a	n/a	n/a	n/a	n/a	n/a	n/a	n/a	n/a	
030	Anthracite	Yes	n/a	n/a	n/a	n/a	Yes	Yes	n/a	n/a	n/a	n/a	n/a	n/a	n/a	n/a	n/a	n/a	n/a	n/a	
032	Sand	n/a	n/a	Yes	n/a	n/a	n/a	n/a	n/a	n/a	Yes	n/a	n/a	n/a	n/a	n/a	n/a	n/a	n/a	n/a	
034	Gray	n/a	n/a	Yes	n/a	n/a	n/a	n/a	n/a	Yes	n/a	n/a	n/a	n/a	n/a	n/a	n/a	n/a	n/a	n/a	
069	White Dove	Yes	Yes	n/a	n/a	n/a	Yes	Yes	n/a	n/a	Yes	n/a	n/a	n/a	n/a	n/a	n/a	Yes	n/a	n/a	
070	Winter White	Yes	Yes	n/a	n/a	Yes	Yes	Yes	n/a	Yes	n/a	n/a	n/a	n/a	n/a	n/a	n/a	Yes	n/a	n/a	
326	Dark Chocolate	Yes	Yes	Yes	Yes	n/a	Yes	Yes	n/a	n/a	Yes	n/a	Yes	n/a	n/a	n/a	n/a	Yes	n/a	n/a	
344	Pebble	n/a	n/a	n/a	n/a	n/a	n/a	n/a	n/a	n/a	Yes	n/a	n/a	n/a	n/a	n/a	n/a	n/a	n/a	n/a	
346	Antique Pewter	n/a	n/a	n/a	n/a	n/a	Yes	Yes	Yes	n/a	n/a	n/a	n/a	n/a	n/a	Yes	n/a	n/a	n/a	n/a	
470	Slate	Yes	Yes	n/a	n/a	n/a	Yes	Yes	n/a	n/a	n/a	n/a	n/a	n/a	n/a	n/a	n/a	n/a	n/a	n/a	
514	Misty Gray	n/a	n/a	Yes	n/a	n/a	n/a	n/a	Yes	n/a	Yes	Yes	n/a	n/a	n/a	n/a	n/a	n/a	n/a	n/a	
519	Stone	n/a	n/a	n/a	n/a	n/a	Yes	n/a	Yes	n/a	n/a	n/a	n/a	n/a	n/a	Yes	n/a	n/a	n/a	n/a	
583	Dark Grey Sheen	n/a	n/a	n/a	n/a	n/a	n/a	n/a	Yes	n/a	n/a	Yes	n/a	n/a	Yes	n/a	n/a	n/a	n/a	n/a	
763	Taupe	n/a	n/a	n/a	n/a	n/a	n/a	n/a	n/a	n/a	n/a	n/a	n/a	n/a	n/a	Yes	n/a	n/a	n/a	n/a	
764	Beige	n/a	n/a	n/a	n/a	n/a	n/a	n/a	n/a	n/a	n/a	n/a	n/a	n/a	n/a	Yes	n/a	n/a	n/a	n/a	
765	Ivory	n/a	n/a	n/a	n/a	n/a	n/a	n/a	n/a	n/a	n/a	n/a	n/a	n/a	n/a	Yes	n/a	n/a	n/a	n/a	
766	Classic Gray	n/a	n/a	n/a	n/a	n/a	n/a	n/a	n/a	n/a	n/a	n/a	n/a	n/a	n/a	Yes	n/a	n/a	n/a	n/a	
786	Greige	n/a	n/a	n/a	n/a	n/a	Yes	n/a	n/a	n/a	n/a	n/a	n/a	n/a	n/a	n/a	n/a	n/a	n/a	n/a	
788	Pale Slate	n/a	n/a	n/a	n/a	n/a	Yes	n/a	n/a	n/a	n/a	n/a	n/a	n/a	n/a	n/a	n/a	n/a	n/a	n/a	
823	Blue Wind	n/a	n/a	n/a	n/a	n/a	n/a	n/a	n/a	n/a	n/a	n/a	n/a	Yes	n/a	Yes	n/a	Yes	n/a	n/a	
824	Gray Storm	n/a	n/a	n/a	n/a	n/a	n/a	n/a	n/a	n/a	n/a	n/a	n/a	Yes	n/a	Yes	n/a	n/a	n/a	n/a	
901	Porcelain	n/a	n/a	n/a	n/a	n/a	n/a	n/a	n/a	Yes	n/a	n/a	Yes	n/a	n/a	n/a	n/a	n/a	n/a	n/a	
919	Camel	n/a	n/a	n/a	n/a	n/a	n/a	n/a	n/a	Yes	n/a	n/a	Yes	n/a	n/a	n/a	n/a	n/a	n/a	n/a	
921	Stonington Gray	n/a	n/a	n/a	n/a	n/a	n/a	n/a	n/a	Yes	n/a	n/a	Yes	n/a	n/a	n/a	n/a	n/a	n/a	n/a	
930	Charcoal	n/a	n/a	n/a	n/a	n/a	n/a	n/a	n/a	Yes	n/a	n/a	Yes	n/a	n/a	n/a	n/a	n/a	n/a	n/a	
992	Hazelnut	n/a	n/a	n/a	n/a	n/a	n/a	n/a	n/a	Yes	n/a	n/a	Yes	n/a	n/a	n/a	n/a	n/a	n/a	n/a	

Price Groups by Fabric Styles

Price Group by Fabric Type				
Cell Size	Cell Type	Filter	Style	Price Group
7/16"	Double Cell	Light Filtering	Light Filtering	4
9/16"	Single Cell	Light Filtering	Linen Print	1
			Light Filtering	2
			Flame Retardant	5
		Blackout	Slub Woven	9
			Blackout	6
3/4"	Single Cell	Light Filtering	Flame Retardant	9
			Smooth	1
			Linen Print	2
			Light Filtering	3
			Bamboo Print	3
			Tweed Print	3
			Whisper Woven	8
			Sheer	8
			Slub Woven	9
			Lux Linen	9
	Cell-in-a-Cell	Blackout	Smooth	5
			Linen Print	6
			Blackout	7
			Bamboo Print	7
1 1/4"	Single Cell	Light Filtering	Tweed Print	7
		Blackout	Blackout	8
1 1/4"	Single Cell	Light Filtering	Blackout	10
		Blackout	Blackout	7

Fabric Type by Price Group				
Cell Size	Cell Type	Filter	Style	Price Group
9/16"	Single Cell	Light Filtering	Linen Print	1
3/4"	Single Cell	Light Filtering	Smooth	1
9/16"	Single Cell	Light Filtering	Light Filtering	2
3/4"	Single Cell	Light Filtering	Linen Print	2
3/4"	Single Cell	Light Filtering	Light Filtering	3
3/4"	Single Cell	Light Filtering	Bamboo Print	3
3/4"	Single Cell	Light Filtering	Tweed Print	3
1 1/4"	Single Cell	Light Filtering	Light Filtering	3
7/16"	Double Cell	Light Filtering	Light Filtering	4
9/16"	Single Cell	Light Filtering	Flame Retardant	5
3/4"	Single Cell	Blackout	Smooth	5
9/16"	Single Cell	Blackout	Blackout	6
3/4"	Single Cell	Blackout	Linen Print	6
3/4"	Single Cell	Blackout	Blackout	7
3/4"	Single Cell	Blackout	Bamboo Print	7
3/4"	Single Cell	Blackout	Tweed Print	7
1 1/4"	Single Cell	Blackout	Blackout	7
3/4"	Single Cell	Light Filtering	Whisper Woven	8
3/4"	Single Cell	Light Filtering	Sheer	8
3/4"	Cell-in-a-Cell	Light Filtering	Light Filtering	8
9/16"	Single Cell	Light Filtering	Slub Woven	9
9/16"	Single Cell	Blackout	Flame Retardant	9
3/4"	Single Cell	Light Filtering	Slub Woven	9
3/4"	Single Cell	Light Filtering	Lux Linen	9
3/4"	Cell-in-a-Cell	Blackout	Blackout	10

Shade Pricing

Group 1

- 9/16" Single Cell Light Filtering Linen Print
- 3/4" Single Cell Light Filtering Smooth

Width to:	24	30	36	42	48	54	60	66	72	84	96	108	120	132	144
Length to: 36	156	180	205	232	255	287	313	339	369	426	481	538	594	651	705
42	167	194	224	254	281	314	345	377	407	471	536	596	659	723	784
48	179	209	239	274	302	341	373	410	444	513	582	651	722	792	860
54	196	229	264	298	334	373	411	450	488	564	641	715	793	869	944
60	210	246	287	323	358	405	444	487	526	608	694	776	857	940	1022
66	227	265	307	347	387	435	477	523	567	656	747	833	927	1013	1103
72	240	281	328	372	415	465	513	562	607	701	801	894	991	1087	1182
78	253	297	344	392	444	494	546	597	649	750	854	953	1056	1158	1260
84	263	312	364	414	466	519	573	628	680	785	897	1004	1116	1224	1332
90	276	329	382	436	490	549	604	662	722	834	948	1064	1179	1293	1408
96	288	342	398	455	513	573	634	696	754	875	995	1114	1236	1357	1477
108	313	372	435	498	562	629	696	760	828	960	1093	1223	1360	1490	1622
120	335	403	471	543	613	686	756	831	901	1044	1190	1332	1481	1623	1769
132	357	433	506	583	660	739	818	895	972	1131	1287	1442	1601	1754	1910
144	382	462	544	626	709	794	878	962	1046	1215	1383	1552	1724	1887	2057

Group 2

- 9/16" Single Cell Light Filtering
- 3/4" Single Cell Light Filtering Linen Print

Width to:	24	30	36	42	48	54	60	66	72	84	96	108	120	132	144
Length to: 36	176	203	232	263	291	327	356	385	418	484	548	608	676	740	801
42	190	221	253	290	319	357	394	426	463	537	606	677	750	822	890
48	203	237	272	311	343	387	424	465	504	583	660	740	822	901	978
54	221	259	298	339	379	424	466	513	553	642	727	813	903	987	1072
60	239	279	324	368	408	460	504	552	600	694	785	881	973	1068	1163
66	257	300	347	395	441	495	542	594	645	746	849	947	1053	1151	1253
72	274	318	371	423	471	527	582	637	691	799	911	1015	1128	1234	1344
78	288	339	392	445	504	562	621	679	737	853	968	1084	1201	1319	1432
84	298	355	414	471	529	590	651	713	774	894	1019	1141	1269	1390	1513
90	313	373	434	495	558	624	686	753	821	948	1076	1208	1339	1469	1598
96	328	389	453	517	583	651	721	788	857	993	1131	1266	1407	1541	1679
108	356	423	495	565	639	714	789	865	940	1090	1241	1388	1545	1693	1844
120	382	459	539	616	696	780	860	943	1024	1188	1352	1515	1683	1846	2009
132	406	490	575	662	752	839	929	1016	1106	1284	1463	1638	1820	1994	2171
144	434	525	618	711	806	904	998	1093	1190	1381	1571	1763	1957	2144	2337

Group 3

- 3/4" Single Cell Light Filtering
- 1 1/4" Single Cell Light Filtering
- 3/4" Single Cell Light Filtering Bamboo Print
- 3/4" Single Cell Light Filtering Tweed Print

Width to:	24	30	36	42	48	54	60	66	72	84	96	108	120	132	144
Length to: 36	190	218	251	286	314	351	384	417	452	522	591	657	729	799	865
42	206	238	274	313	345	385	425	463	500	579	656	732	810	887	962
48	218	256	293	336	372	419	460	502	545	629	714	799	886	971	1054
54	238	280	323	368	408	459	503	554	597	691	785	878	973	1066	1157
60	258	301	350	396	440	497	545	597	648	748	851	952	1052	1153	1255
66	277	324	376	426	476	533	584	643	696	804	917	1023	1138	1243	1353
72	294	344	400	457	510	569	629	688	746	863	984	1097	1217	1331	1452
78	316	374	432	490	555	617	684	748	812	938	1067	1193	1324	1452	1578
84	330	391	455	519	583	650	719	785	853	984	1124	1256	1398	1532	1668
90	344	412	478	545	613	687	756	830	904	1045	1187	1329	1475	1618	1763
96	359	428	500	569	643	719	793	868	943	1094	1246	1395	1548	1698	1849
108	392	465	545	622	702	785	869	953	1036	1200	1368	1530	1701	1865	2031
120	420	504	593	679	767	859	948	1038	1128	1307	1490	1671	1853	2033	2213
132	446	541	634	730	828	923	1023	1121	1219	1413	1612	1805	2006	2197	2393
144	477	578	680	784	888	995	1098	1203	1308	1521	1730	1943	2158	2363	2575

*Notes: 2-on-1 and 3-on-1 headrail option is strongly recommended for all blinds measuring 96" or more in width or height.
 * Any orders with a product over 90" width will have an additional oversized fee. See full shipping policy for details.

Shade Pricing

Group 4

· 7/16" Double Cell Light Filtering

Width to:	24	30	36	42	48	54	60	66	72	84	96	108	120	132	144
Length to: 36	207	236	272	307	365	375	412	448	484	557	631	700	775	843	914
42	227	260	297	342	374	422	461	504	543	624	708	788	874	950	1032
48	235	277	318	365	402	448	495	540	588	674	765	855	945	1033	1121
54	257	298	344	394	440	490	540	589	637	733	833	930	1032	1122	1221
60	281	327	379	426	477	536	587	645	696	804	911	1017	1126	1213	1337
66	302	354	408	463	519	581	639	697	756	876	990	1106	1225	1340	1457
72	320	372	433	491	552	617	677	740	805	927	1054	1180	1302	1427	1546
78	342	405	469	536	603	670	737	806	876	1010	1148	1281	1422	1555	1689
84	359	426	495	567	635	709	781	857	927	1071	1216	1361	1510	1651	1794
90	377	448	523	597	673	752	828	908	986	1139	1294	1447	1603	1756	1909
96	394	471	546	627	708	788	872	954	1035	1198	1365	1526	1691	1850	2012
108	428	510	596	685	775	865	952	1045	1136	1314	1489	1670	1852	2027	2208
120	469	559	658	757	857	957	1054	1156	1255	1452	1655	1852	2053	2249	2448
132	506	610	719	827	936	1046	1157	1266	1377	1596	1818	2035	2258	2468	2688
144	537	651	767	882	1000	1119	1235	1353	1477	1712	1943	2177	2417	2648	2882

Group 5

· 3/4" Single Cell Blackout Smooth

· 9/16" Single Cell Light Filtering Flame Retardant

Width to:	24	30	36	42	48	54	60	66	72	84	96	108	120	132	144
Length to: 36	224	255	291	327	358	398	436	474	513	590	671	748	827	902	979
42	244	278	317	359	397	445	484	526	570	659	748	833	923	1010	1146
48	263	305	350	397	440	491	539	591	639	740	841	939	1044	1142	1240
54	289	332	382	436	484	540	593	649	700	813	923	1033	1146	1253	1364
60	316	356	412	471	522	583	637	702	762	882	1004	1119	1243	1365	1482
66	335	382	441	503	562	628	688	755	819	948	1080	1211	1343	1466	1598
72	357	412	478	546	609	683	748	823	890	1033	1180	1322	1464	1604	1747
78	380	435	506	579	651	726	799	878	949	1101	1255	1407	1562	1712	1865
84	396	458	536	613	686	767	842	928	1006	1170	1330	1490	1658	1819	1981
90	419	488	570	651	733	819	901	991	1075	1251	1423	1598	1776	1951	2128
96	434	510	596	684	768	860	947	1042	1132	1314	1502	1684	1872	2058	2244
108	471	554	652	751	847	948	1043	1148	1247	1450	1657	1859	2067	2272	2479
120	506	604	709	816	947	1032	1140	1254	1363	1584	1807	2036	2263	2490	2775
132	549	654	775	893	1036	1131	1250	1371	1493	1737	1985	2229	2483	2808	3200
144	585	701	828	958	1125	1220	1347	1476	1609	1871	2138	2403	2727	3117	3561

Group 6

· 9/16" Single Cell Blackout

· 3/4" Single Cell Blackout Linen Print

Width to:	24	30	36	42	48	54	60	66	72	84	96	108	120	132	144
Length to: 36	242	278	316	354	390	434	473	516	558	642	729	813	900	980	1064
42	266	301	344	391	433	484	525	571	620	717	814	906	1006	1097	1246
48	287	332	382	433	478	536	584	643	696	803	915	1021	1135	1240	1347
54	313	360	415	473	526	585	645	706	762	882	1006	1122	1246	1362	1484
60	343	386	447	512	567	634	695	763	828	960	1091	1217	1351	1484	1610
66	364	414	479	546	609	683	748	821	890	1031	1174	1318	1458	1594	1738
72	389	446	521	593	663	740	814	894	968	1124	1281	1435	1592	1745	1898
78	413	471	551	629	708	788	868	953	1032	1197	1365	1530	1698	1859	2027
84	431	497	582	667	744	834	917	1010	1093	1273	1448	1620	1802	1977	2155
90	455	529	620	708	796	890	979	1076	1170	1360	1548	1738	1931	2119	2313
96	471	553	649	743	835	936	1030	1132	1231	1428	1633	1830	2036	2238	2440
108	513	604	709	816	920	1030	1134	1247	1357	1577	1800	2021	2247	2471	2694
120	551	655	773	886	1030	1122	1238	1363	1482	1722	1965	2213	2458	2705	3017
132	597	711	840	970	1126	1229	1359	1491	1622	1887	2158	2423	2700	3053	3477
144	636	763	901	1040	1223	1325	1464	1604	1748	2034	2323	2615	2964	3387	3871

*Notes: 2-on-1 and 3-on-1 headrail option is strongly recommended for all blinds measuring 96" or more in width or height.

* Any orders with a product over 90" width will have an additional oversized fee. See full shipping policy for details

Shade Pricing

Group 7

- 3/4" Single Cell Blackout
- 1 1/4" Single Cell Blackout

- 3/4" Single Cell Blackout Bamboo Print
- 3/4" Single Cell Blackout Tweed Print

Width to:	24	30	36	42	48	54	60	66	72	84	96	108	120	132	144
Length to: 36	267	306	347	390	428	477	521	567	613	705	802	894	990	1077	1170
42	292	332	380	428	475	530	578	629	683	788	895	996	1105	1206	1370
48	314	364	419	475	526	590	645	706	763	883	1007	1122	1247	1364	1483
54	343	397	457	521	579	645	708	777	838	971	1105	1234	1370	1499	1633
60	379	425	491	563	624	697	762	840	911	1054	1199	1339	1487	1633	1772
66	400	455	527	602	672	750	822	904	980	1135	1292	1449	1605	1754	1911
72	426	491	573	652	729	815	895	984	1065	1235	1410	1580	1750	1919	2087
78	453	520	606	693	779	868	954	1049	1135	1319	1502	1683	1868	2043	2228
84	474	546	642	734	819	919	1009	1110	1202	1399	1593	1781	1982	2177	2369
90	501	583	683	779	876	980	1076	1184	1285	1496	1701	1910	2125	2332	2543
96	519	608	713	818	920	1028	1132	1245	1353	1571	1796	2013	2240	2462	2684
108	564	663	780	897	1013	1134	1246	1372	1492	1735	1980	2223	2473	2716	2964
120	606	721	849	974	1132	1234	1362	1500	1631	1895	2162	2434	2705	2976	3317
132	656	782	924	1067	1238	1351	1495	1640	1786	2078	2372	2666	2969	3358	3826
144	699	839	990	1145	1345	1458	1612	1766	1924	2238	2556	2875	3259	3725	4257

Group 8

- 3/4" Single Cell Light Filtering Whisper Woven
- 3/4" Single Cell Light Filtering Sheer

- 3/4" Cell-in-a-Cell Light Filtering

Width to:	24	30	36	42	48	54	60	66	72	84	96	108	120	132	144
Length to: 36	295	339	387	441	487	545	594	645	699	811	917	1020	1131	1238	1340
42	318	370	424	485	536	599	659	717	775	897	1016	1134	1254	1376	1490
48	338	397	457	521	576	650	710	778	843	974	1108	1238	1374	1506	1636
54	371	434	502	568	632	709	779	859	927	1071	1215	1360	1510	1651	1796
60	400	467	545	615	683	770	843	924	1004	1158	1318	1475	1632	1789	1947
66	431	503	582	660	738	827	907	995	1077	1247	1421	1586	1763	1927	2096
72	457	533	621	707	788	883	973	1067	1155	1336	1525	1700	1886	2065	2249
78	480	567	655	746	843	938	1040	1136	1234	1426	1621	1814	2010	2206	2398
84	501	593	694	788	887	987	1091	1194	1294	1496	1708	1908	2125	2326	2535
90	524	624	728	830	932	1044	1148	1259	1371	1587	1804	2022	2242	2458	2676
96	546	651	757	866	974	1091	1205	1321	1433	1661	1894	2119	2354	2580	2810
108	594	707	827	946	1068	1196	1322	1448	1575	1824	2079	2325	2585	2834	3085
120	637	765	900	1032	1167	1305	1440	1579	1714	1987	2265	2536	2816	3090	3362
132	679	822	963	1109	1258	1407	1555	1702	1852	2150	2449	2743	3048	3365	4208
144	726	879	1033	1190	1350	1512	1671	1829	1990	2311	2631	2951	3587	4098	4684

*Notes: 2-on-1 and 3-on-1 headrail option is strongly recommended for all blinds measuring 96" or more in width or height.
 * Any orders with a product over 90" width will have an additional oversized fee. See full shipping policy for details

Shade Pricing

Group 9

- 9/16" Single Cell Light Filtering Slub Woven
- 9/16" Single Cell Blackout Flame Retardant
- 3/4" Single Cell Light Filtering Slub Woven
- 3/4" Single Cell Light Filtering Lux Linen

Width to:	24	30	36	42	48	54	60	66	72	84	96	108	120	132	144
Length to: 36	324	373	426	484	536	597	652	707	767	889	1006	1119	1241	1359	1470
42	350	405	466	532	588	656	723	785	849	984	1116	1243	1376	1509	1636
48	371	436	501	570	631	712	780	854	924	1070	1215	1359	1509	1653	1794
54	408	476	551	624	696	779	856	941	1016	1175	1332	1493	1658	1814	1971
60	439	513	597	674	748	843	924	1015	1099	1273	1444	1618	1788	1962	2135
66	471	551	639	725	811	908	995	1092	1183	1369	1558	1740	1934	2115	2302
72	501	585	681	777	865	970	1070	1171	1268	1465	1673	1866	2070	2266	2470
78	526	622	720	818	924	1030	1141	1246	1355	1565	1778	1989	2206	2420	2630
84	549	651	759	865	973	1084	1197	1310	1419	1641	1872	2093	2330	2553	2781
90	575	685	798	909	1022	1145	1260	1382	1506	1740	1978	2219	2460	2699	2938
96	601	714	831	949	1070	1197	1324	1449	1573	1824	2079	2324	2582	2831	3083
108	652	777	908	1038	1173	1313	1450	1588	1727	2001	2279	2552	2837	3109	3387
120	698	840	987	1132	1279	1432	1580	1734	1878	2180	2484	2783	3091	3388	3690
132	746	902	1056	1216	1381	1542	1708	1869	2032	2358	2688	3010	3344	3759	4379
144	796	964	1135	1306	1482	1659	1832	2007	2183	2536	2889	3237	3653	4255	4863

Group 10

- 3/4" Cell-in-a-Cell Blackout

Width to:	24	30	36	42	48	54	60	66	72	84	96	108	120	132	144
Length to: 36	374	427	489	558	615	687	751	814	882	1022	1154	1287	1427	1562	1692
42	403	466	536	613	676	755	832	905	974	1132	1283	1429	1581	1737	1880
48	426	501	575	656	727	819	896	982	1064	1231	1398	1562	1736	1902	2063
54	469	548	634	718	799	895	984	1084	1170	1351	1534	1717	1907	2085	2266
60	504	590	686	776	860	970	1064	1168	1266	1463	1661	1861	2057	2258	2455
66	543	634	734	833	932	1044	1145	1255	1361	1574	1792	2000	2224	2432	2647
72	576	673	783	893	995	1116	1231	1346	1458	1685	1924	2145	2379	2606	2840
78	606	715	828	941	1064	1183	1311	1433	1558	1799	2044	2287	2536	2785	3026
84	631	748	875	994	1119	1244	1378	1507	1633	1888	2155	2408	2681	2937	3198
90	660	786	918	1046	1176	1318	1449	1590	1730	2001	2274	2550	2830	3103	3378
96	691	822	957	1093	1231	1378	1520	1666	1808	2099	2391	2673	2970	3255	3547
108	751	893	1044	1193	1349	1509	1667	1826	1987	2302	2623	2936	3261	3575	3893
120	803	967	1135	1302	1471	1646	1817	1994	2161	2506	2857	3200	3554	3898	4243
132	858	1036	1215	1399	1588	1773	1962	2148	2336	2712	3091	3462	3846	4212	4586
144	916	1109	1304	1504	1703	1907	2107	2308	2510	2917	3320	3723	4137	4531	4938

*Notes: 2-on-1 and 3-on-1 headrail option is strongly recommended for all blinds measuring 96" or more in width or height.
 * Any orders with a product over 90" width will have an additional oversized fee. See full shipping policy for details

Simple Touch® Wand and Remote Motorization

Simple Touch® Wand

Simple Touch® Wand allows the convenience of motorized shade without needing to worry where the remote is. Operated by 8 AA batteries, this unique cordless, battery powered shade has a control on a wand handle. Simple Touch® Wand cellular shades are made with the heavy-duty headrail and finest cellular shade fabrics. We offer a variety of options for the consumers' convenience.

Features and Options:

- Components color coordinated to shade based on standard color coordination chart on page 5
- Minimum wand length 12", Maximum wand length 60"
- Standard location right side unless specified
- Limits will be preset at upper 0" and lower at the ordered drop. Consumers can set favorite position.
- Shades are installed with heavy duty brackets. Instructions and programing guide included in hardware bag
- Optional P-Box Hub for smart device control

Power options:

- Rechargeable battery pack included with motor surcharge.
- Power adapter – 70" including cord length in headrail, power extension cord optional

Simple Touch® Wand Motorization Surcharges	Retail
Simple Touch® Wand (added to base shade pricing)	\$406
Additional Rechargeable Battery Pack	\$150
Wall Charger with 80" cable	\$32
Power adapter (with 70" cord)	\$64
Power extension cord (118")	\$32
Solar Panel	\$341
Simple Touch P-Box Hub	\$465



Simple Touch® Wand Size Limitation	Single Cell Light Filtering	Single Cell Blackout	Double Cell Blackout
Minimum Width	28"	28"	28"
Minimum Length	12"	12"	12"
Maximum Width	118"	118"	96"
Maximum Height	118"	118"	118"
Maximum Weight	9 lbs.	9 lbs.	9 lbs.



Simple Touch® Remote

Simple Touch® Remote Shades allow the convenience of remote-controlled motorized shades with an economical option to meet your budget. With a 15-channel remote, powered by a rechargeable battery pack.

Features and Options:

- Standard location right side unless specified
- Limits will be preset at upper 0" and lower at the ordered drop. Consumers can set favorite position.
- Shades are installed with heavy duty brackets. Instructions and programing guide included in hardware bag
- Optional P-Box Hub for smart device control

Power options:

- Rechargeable battery pack included with motor surcharge.
- Power adapter – 70" including cord length in headrail,
- Power extension cord optional

Simple Touch® Remote

- Standard Shade upper limit preset at 0" and bottom limit set at ordered drop.

Simple Touch® Remote Motorization Surcharges	Retail
Standard Motorized Shade (added to base shade pricing)	\$576
Additional Rechargeable Battery Pack	\$150
Controls	
Simple Touch® 15 Channel Remote	\$139
Additional Hardware	
Wall Charger with 80" cable	\$32
Power adapter (with 70" cord)	\$64
Power extension cord (118")	\$32
Solar Panel	\$341
Simple Touch P-Box Hub	\$465

Simple Touch® Remote Motorization Size Limitation	Standard Shades	
	Single Cell	Double Cell
Minimum Width	28"	28"
Minimum Length	12"	12"
Maximum Width	120"	120"
Maximum Height	96 sq. ft	75 sq. ft.
Maximum Weight	15 lbs.	15 lbs.

Automate Motorization

Cellular Shade Collection shades powered by Rollease Acmeda Automate (RTS) Radio Technology System provides the convenience of remote-controlled motorized shades with a well know motorization brand. With two motor types, multiple remote options along with smart device and voice command capability adding Automate Motors to your shade allows a new level of shade control.



Motorization Options	Retail
Standard Shades	
Li-ion Motorization with rechargeable battery pack & charger	\$715
Skylight Shades	
• Li-ion Motorization with rechargeable battery pack & charger	\$957
Control Options	
5 Channel Push Remote	\$267
15 Channel Remote	\$310
5 Channel Wall Switch	\$225
15 Channel Wall Switch	\$267
Pulse 2 Hub	\$715
Additional Hardware	
Rechargeable Battery Pack	\$267
5v USB Wall Charger Block	\$32
5v USB Charge Cable 156"	\$54
96" motor extension cable	\$26
Solar Panel (only works with rechargeable battery pack)	\$341

Size Limitations	Standard	Skylight
Minimum Width	18"	24"
Minimum Height	12"	10"
Maximum Width	120"	60"
Maximum Height	120"	60"



5 Channel Remote



15 Channel Remote



Li-ion Rechargeable Battery Features:

- Li-ion rechargeable battery pack and 80" charger included
- 1-1/2" color coordinated headrail
- Handheld remote control only (no hardwire)
- Radio frequency control
- Wall mount clips and headrail mounts are included
- Smart system capability with the Pulse 2 Hub
- Flash depth including the headrail and battery tube is 3 1/4"



Pulse 2 Hub



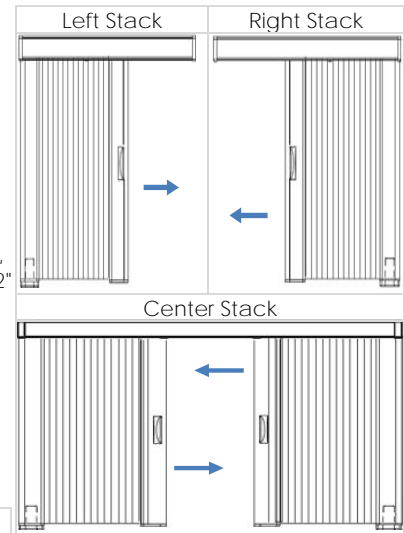
Solar Panel
12.6" W x 2.7" H

Sliders and Specialty Shapes

Slider Cellular Shade

Features:

- Available only in 9/16" & 3/4" light filtering and blackout cellular fabrics.
- Not available in 7/16", 3/4" Cell-in-a-Cell fabrics, Linen Prints or Sheer fabrics
- Aluminum headrail and side rails available in Vanilla 002 (off-white)
- Integrated headrail requires no valance
- Cordless design
- Finished shades available in Left Stack, Center Stack or Right Stack
- Ideal for patio doors, wide windows or room dividers
- Stationary rail bottom bracket can be mounted to the floor or side walls, extension brackets available upon request. To mount the stationary bottom rail bracket to the floor, the distance between the floor and the bottom of the shade cannot be larger than 1 1/2"



Deductions			Size Limitations		Stack Width			
	Width	Height	Minimum Width	24"		Left Stack	Right Stack	Center Stack
Inside Mount	1/4"	1/2"	Minimum Height	24"	Minimum Width	6"	6"	6" per side
Outside Mount	None	None	Maximum Width	120"				
			Maximum Height	118"				

Handle Position

Height ≤ 72"	At the center of the moving rail
Height 72 1/8" – 96"	38" from the bottom of the moving rail
Height 96 1/8" – 132"	48" from the bottom of the moving rail

Minimum Mounting Space

	Minimum Mounting Depth	Minimum Flush Mount Depth
Inside Mount	2 3/4"	4"
Outside Mount	2 1/4" (Minimum Flat Vertical Surface)	

Specialty Shades & Arches

- Specialty Shades and Arches are not available for skylights
- Finished size must be provided, manufacturer will not make any deductions
- Perfect versus Non-perfect arches or circles: Perfect arches are those where the radius of the circle are consistent on all points. Non-perfect arches are not consistent at all points. Deviation of 1/16" makes it imperfect. Templates will be required on all non-perfect arches or circles.

	Shape	Operational	Template	Width Minimum	Width Maximum	Length Minimum	Length Maximum
	Arch	Non-movable	Perfect – No Non-perfect – Yes	18"	84"	9"	48"
	Quarter Arch	Non-movable	Perfect – No Non-perfect – Yes	9"	50"		
	Circle	Non-movable	Perfect – No Non-perfect – Yes	9/16" – 9" 7/16" – 12"	9/16" – 42" 7/16" – 42"		
	Hexagon	Yes	Yes	12"	48"	12"	48"
	Octagon	Yes	Yes	12"	48"	12"	48"

Simply Cordless Systems

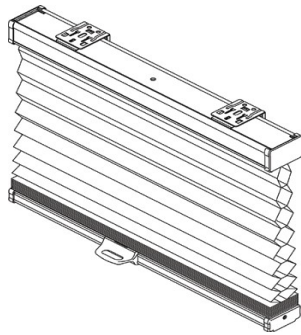
The Simply Cordless collection offers a cost effective solution for custom cordless cellular shades.

Features:

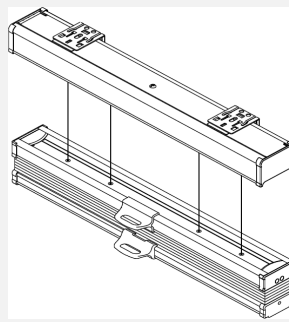
- Simply Cordless shades available in Standard, Top Down Bottom Up and Day/Night shades
- 9/16" Cell size only
- Standard and Top Down Bottom up available in both light filtering and blackout fabrics
- State of the Art vinyl headrail and bottom rail system
- 100% Polyester spun non-woven fabric
- Easy to install hidden brackets
- Day/Night shades fabric selection based on light filtering fabrics and will be the matching color in blackout fabric
- Cut to width only, no adjustments to length
 - Minimum Width
 - Standard 18"
 - Top Down Bottom Up 23"
 - Day/Night 23"
 - Lengths available: 48" or 72"

Trim Allowances	Standard	Top Down Bottom Up	Day/Night
30"	12" (6" per side)	7" (3.5" per side)	7" (3.5" per side)
38"	8" (4" per side)	8" (3" per side)	8" (3" per side)
54"	16" (8" per side)	16" (8" per side)	16" (8" per side)
72"	18" (9" per side)	18" (9" per side)	18" (9" per side)

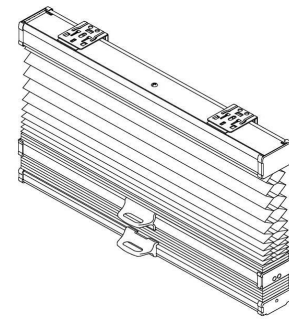
Simply Cordless Standard



Simply Cordless Top Down Bottom Up



Simply Cordless Day/Night



Light Filtering Pricing

Width to:	30"	38"	54"	72"
Length to: 48"	120	145	187	255
Length to: 72"	130	153	198	270

Blackout Pricing

Width to:	30"	38"	54"	72"
Length to: 48"	174	213	282	379
Length to: 72"	191	240	320	434

Simply Cordless Standard Color Chart

Color No.	Single Cell Pattern Color	Type
1G001	Cotton	Light Filtering
1G006	Fawn	Light Filtering
1G021	Gray Sheen	Light Filtering
1G030	Anthracite	Light Filtering
1G069	White dove	Light Filtering
1G070	Winter White	Light Filtering
1G346	Antique Pewter	Light Filtering
1G492	Warm Cocoa	Light Filtering
1G514	Misty Gray	Light Filtering
1G519	Sticks & Stones	Light Filtering
7G519	Bamboo Stone	Light Filtering
7G344	Bamboo Pebble	Light Filtering
2G001	Cotton	Blackout
2G006	Fawn	Blackout
2G021	Gray Sheen	Blackout
2G030	Anthracite	Blackout
2G069	White Dove	Blackout
2G070	Winter White	Blackout
2G346	Antique Pewter	Blackout
2G492	Warm Cocoa	Blackout
2G514	Misty Gray	Blackout
2G519	Sticks & Stones	Blackout
8G519	Bamboo Stone	Blackout
8G344	Bamboo Pebble	Blackout

TDBU Light Filtering Pricing

Width to:	30"	38"	54"	72"
Length to: 48"	164	200	250	348
Length to: 72"	182	205	275	373

TDBU Blackout Pricing

Width to:	30"	38"	54"	72"
Length to: 48"	219	270	344	464
Length to: 72"	237	306	385	522

Simply Cordless Top Down Bottom Up Color Chart

Color No.	Single Cell Pattern Color	Type
1T001	Cotton	Light Filtering
1T006	Fawn	Light Filtering
1T021	Gray Sheen	Light Filtering
1T030	Anthracite	Light Filtering
1T069	White dove	Light Filtering
1T070	Winter White	Light Filtering
1T346	Antique Pewter	Light Filtering
1T492	Warm Cocoa	Light Filtering
1T514	Misty Gray	Light Filtering
1T519	Sticks & Stones	Light Filtering
7G519	Bamboo Stone	Light Filtering
7G344	Bamboo Pebble	Light Filtering
2T001	Cotton	Blackout
2T006	Fawn	Blackout
2T021	Gray Sheen	Blackout
2T030	Anthracite	Blackout
2T069	White Dove	Blackout
2T070	Winter White	Blackout
2T346	Antique Pewter	Blackout
2T492	Warm Cocoa	Blackout
2T514	Misty Gray	Blackout
2T519	Sticks & Stones	Blackout
8G519	Bamboo Stone	Blackout
8G344	Bamboo Pebble	Blackout

Day/Night Light Filtering Pricing

Width to:	30"	38"	54"	72"
Length to: 48"	250	312	410	565
Length to: 72"	293	364	489	658

Simply Cordless Day/Night Color Chart

Color No.	Single Cell Pattern Color
1D001	Cotton
1D006	Fawn
1D021	Gray Sheen
1D030	Anthracite
1D069	White dove
1D070	Winter White
1D346	Antique Pewter
1D492	Warm Cocoa
1D514	Misty Gray
1D519	Sticks & Stones

Warranty

CACO, Inc. will extend a limited lifetime warranty on Cellular Shade Collection shades and a limited 5 year warranty on battery motors and wands. Each shade is warranted to be free from defects in materials and workmanship to the original owner, provided that the shades were properly installed in a window, door or other interior area for which they intended, maintained and cleaned with the manufacturer recommendations.

Damage resulting from misuse, abuse, exposure to the elements, including but not limited to exposure to salty air, discoloration due to sunlight or passage of time, exposure to humidity, accidents, improper installation, alterations or normal wear and tear upon the shades are not covered by this warranty. Some fading or reduction in color intensity may occur and should not be deemed defective. Returns for the above-mentioned reasons are not warranted.

The obligation of CACO's manufactured products and its distributors is limited to repair or replacement of the blinds or components found to be defective, at our option, provided the blinds are returned to an authorized CACO dealer or distributor and accompanied by "proof of purchase". CACO is not responsible for any labor costs associated with fabricating alterations, measuring, or installation and to include shipping charges.

This warranty is exclusive and in lieu of all other obligations, liabilities, or warranties. In no event shall CACO be liable or responsible for incidental or consequential damages, or for any other direct or indirect damage, loss, cost, expense, or fee. Some states do not allow the exclusion or limitations of incidental or consequential damages, so this limitation may not apply to you. This warranty gives you specific rights, and you may also have other rights, which vary from state to state.